LEGEND

EXISTING	NEW	
		CONDUIT
		AERIAL CABLE
		TYPE 2 JUNCTION BOX (WSDOT STD. PLAN J-40.10-04)
		TYPE 8 JUNCTION BOX (WSDOT STD. PLAN J-40.30-04)
		TEMPORARY CONCRETE BARRIER
	PB	PULL BOX
		VIDEO DETECTION CAMERA
		SIGNAL HEAD
		TIMBER POLE
		TEMPORARY LUMINIARE STANDARD
	T	TRANSFORMER CABINET
	U	UNINTERRUPTIBLE POWER SUPPY
		CONTROLLER CABINET
		TRAFFIC SIGN
		EMERGENCY VEHICLE PREEMPTION
		VIDEO DETECTION ZONE
	#	CONSTRUCTION NOTE
	#	WIRE NOTE
	######	LUMINAIRE NOTE
	#	POLE NOTE
	#	SIGN NOTE

POLE NOTES:

1. INSTALL TEMPORARY WOOD POLE WITH DOWN GUY WIRE(S) PER WSDOT APPROVED WORKING DRAWINGS. INSTALL TWO 2" CONDUIT RISERS WITH WEATHER HEADS. ATTACH SPAN WIRE SYSTEM TO MAINTAIN REQUIRED SIGNAL HEAD VERTICAL CLEARANCE PER WSDOT STANDARD PLAN J-15.15-02. SEE POLE SCHEDULE FOR DETAILS. INSTALL ONE TERMINAL CABINET ON POLE. SEE TEMPORARY ILLUMINATION PLAN FOR LIGHTING DETAILS.

2. INSTALL TEMPORARY WOOD POLE WITH DOWN GUY WIRE(S) PER WSDOT APPROVED WORKING DRAWINGS. INSTALL ONE 2" CONDUIT RISER WITH WEATHER HEAD. ATTACH SPAN WIRE SYSTEM TO MAINTAIN REQUIRED SIGNAL HEAD VERTICAL CLEARANCE PER WSDOT STANDARD PLAN J-15.15-02. SEE POLE SCHEDULE FOR DETAILS.

3. INSTALL TEMPORARY WOOD POLE WITH DOWN GUY WIRE(S) PER WSDOT APPROVED WORKING DRAWINGS. INSTALL TWO 2" CONDUIT RISERS WITH WEATHER HEADS. ATTACH SPAN WIRE SYSTEM TO MAINTAIN REQUIRED SIGNAL HEAD VERTICAL CLEARANCE PER WSDOT STANDARD PLAN J-15.15-02. SEE POLE SCHEDULE FOR DETAILS. INSTALL ONE TERMINAL CABINET ON POLE. SEE TEMPORARY ILLUMINATION PLANS FOR LIGHTING DETAILS.

4. INSTALL TEMPORARY WOOD POLE WITH DOWN GUY WIRE(S) PER WSDOT APPROVED WORKING DRAWINGS. INSTALL ONE 2" CONDUIT RISER WITH WEATHER HEAD. ATTACH SPAN WIRE SYSTEM TO MAINTAIN REQUIRED SIGNAL HEAD VERTICAL CLEARANCE PER WSDOT STANDARD PLAN J-15.15-02. SEE POLE SCHEDULE FOR DETAILS.

GENERAL NOTES:

1. PROTECT IN PLACE ALL POLES, CONDUIT, JB, PB, CV, CABINETS, AND TRANSFORMERS UNLESS OTHERWISE NOTED ON PLANS.
2. PROVIDE GROUND WIRE IN NEW CONDUIT RUNS PER NEC TABLE 250. 102(C)(1).
3. INSTALL GUY ANCHORS FOR TEMPORARY TIMBER POLES BASED ON THE STRUCTURAL CALCULATIONS PROVIDED IN THE APPROVED WORKING DRAWINGS.
4. SEE MOT PLAN FOR STAGING DETAILS. CURRENT TEMPORARY SIGNAL DESIGN IN THIS PACKAGE IS BASED ON THE MOT DESIGN AS SHOWN. IF THERE ARE ANY CHANGES DURING THE RFC PROCESS, THE TEMPORARY SIGNAL DESIGN MAY NEED TO BE REVIEWED.
5. GROUND SPAN WIRE SYSTEM PER WSDOT STANDARD PLAN J-15.15-02.
6. TEMPORARY TIMBER POLE CLASS, TOTAL LENGTH, AND BURIED DEPTH SHALL BE DETERMINED BY STRUCTURAL ENGINEER. CONTRACTOR SHALL SUBMIT THE POLE CALCULATION FOR WSDOT REVIEW PRIOR TO INSTALLATION.
7. SEE TEMPORARY ILLUMINATION PLANS FOR ILLUMINATION DESIGN DETAILS.
8. SEE TEMPORARY ITS PLANS FOR INTERCONNECT DESIGN.

CONSTRUCTION NOTES (CONT.):

21. INSTALL PERMANENT SIGNAL CONTROLLER CABINET, UNINTERRUPTIBLE POWER SUPPLY CABINET, AND TRANSFORMER CABINET ON PERMANENT SHARED CABINET FOUNDATION PER PERMANENT SIGNAL PLANS. SEE ILLUMINATION PLANS FOR POWER DESIGN. TERMINATE TEMPORARY SIGNAL CABLES FROM SPAN WIRE SYSTEM TO PERMANENT SIGNAL CABINET EQUIPMENT.
22. INSTALL PULL BOX, JUNCTION BOX, AND CONDUIT PER PERMANENT SIGNAL PLANS.
23. INSTALL VIDEO DETECTION CAMERA ON TEMPORARY POLE OR BRACKET ARM USING MANUFACTURER RECOMMENDED MOUNTING ASSEMBLY.
24. INSTALL EMERGENCY PREEMPTION DETECTOR ON SPAN WIRE.
25. INSTALL SIGN ON SPAN WIRE WITH SPAN WIRE SIGN HANGER PER SIGN LEGEND ON SHEET SG231-2. SEE DETAIL A ON SHEET SGD01 FOR MOUNTING DETAILS.
26. INSTALL VIDEO DETECTION CAMERA ON LUMINAIRE ARM PER MANUFACTURER'S RECOMMENDATIONS.
27. FIELD ADJUST DETECTION ZONE.
28. INSTALL TRAFFIC SIGNAL HEAD ON SPAN WIRE WITH TYPE P MOUNT PER WSDOT STANDARD PLAN J-75.20-01.
29. INSTALL TEMPORARY LUMINAIRE AND MAST ARM ON TIMBER POLE. SEE LUMINIARE SCHEDULE FOR DETAILS.

POLE SCHEDULE

⬡	LOCATION		POLE TYPE	POLE CLASS	POLE LENGTH
	STATION	OFFSET			
1	SR522 117+94.3	80.1' RT	WOOD	*	*
2	SR522 117+97.2	66.1' LT	WOOD	*	*
3	SR522 117+17.8	67.2' LT	WOOD	*	*
4	SR522 117+20.3	74.8' RT	WOOD	*	*

*SEE STRUCTURAL CALCULATIONS PROVIDED IN WORKING DRAWINGS FOR DETAILS.

LUMINAIRE SCHEDULE — EXISTING SERVICE NO. SUA 4386 — 480V

LUMINAIRE DETAILS						COMMENTS
LABEL	TYPE - DISTRIBUTION - WATTAGE	CIRCUIT	MOUNTING HEIGHT	MAST ARM	VOLTAGE(V)	
TL231-1	III - MED CUTOFF - 400W CLASS LED	D	40 FT	12 FT	480	SEE TEMPORARY ILLUMINATION PLAN FOR ADDITIONAL DETAILS
TL231-2	III - MED CUTOFF - 400W CLASS LED	D	40 FT	12 FT	480	SEE TEMPORARY ILLUMINATION PLAN FOR ADDITIONAL DETAILS

RELEASED FOR CONSTRUCTION
11/13/2025

FILE NAME	c:\pwworking\uswa\dms47316\C9727_PS_SG231-1.dgn
TIME	11:12:27 AM
DATE	11/11/2025
PLOTTED BY	xiaoying.yin
DESIGNED BY	D. SAHA
ENTERED BY	D. SAHA
CHECKED BY	K. NORBERG
PROJ. ENGR.	J SLAVICEK
REGIONAL ADM.	L HODGSON

REVISION	DATE	BY
REV 0 SEG 2 SR522 TEMP SIGNALS	11/12/25	KN

REGION NO.	STATE	FED.AID PROJ.NO.
10	WASH	
JOB NUMBER 22AB17		
CONTRACT NO. 9727	LOCATION NO. XL5446	

KRISTOFOR NORBERG — STATE OF WASHINGTON — 57848 — REGISTERED PROFESSIONAL ENGINEER
11/12/25 DATE
P.E. STAMP BOX

AECOM
concord ENGINEERING

Washington State Department of Transportation
SKANSKA

I-405
BRICKYARD TO SR527
IMPROVEMENT PROJECT

TEMPORARY TRAFFIC SIGNAL PLAN
NORTHBOUND I-405 TO SR 522 OFF-RAMP
STAGE 2 PHASE 3

PLAN REF NO SG231-1
SHEET
OF
SHEETS

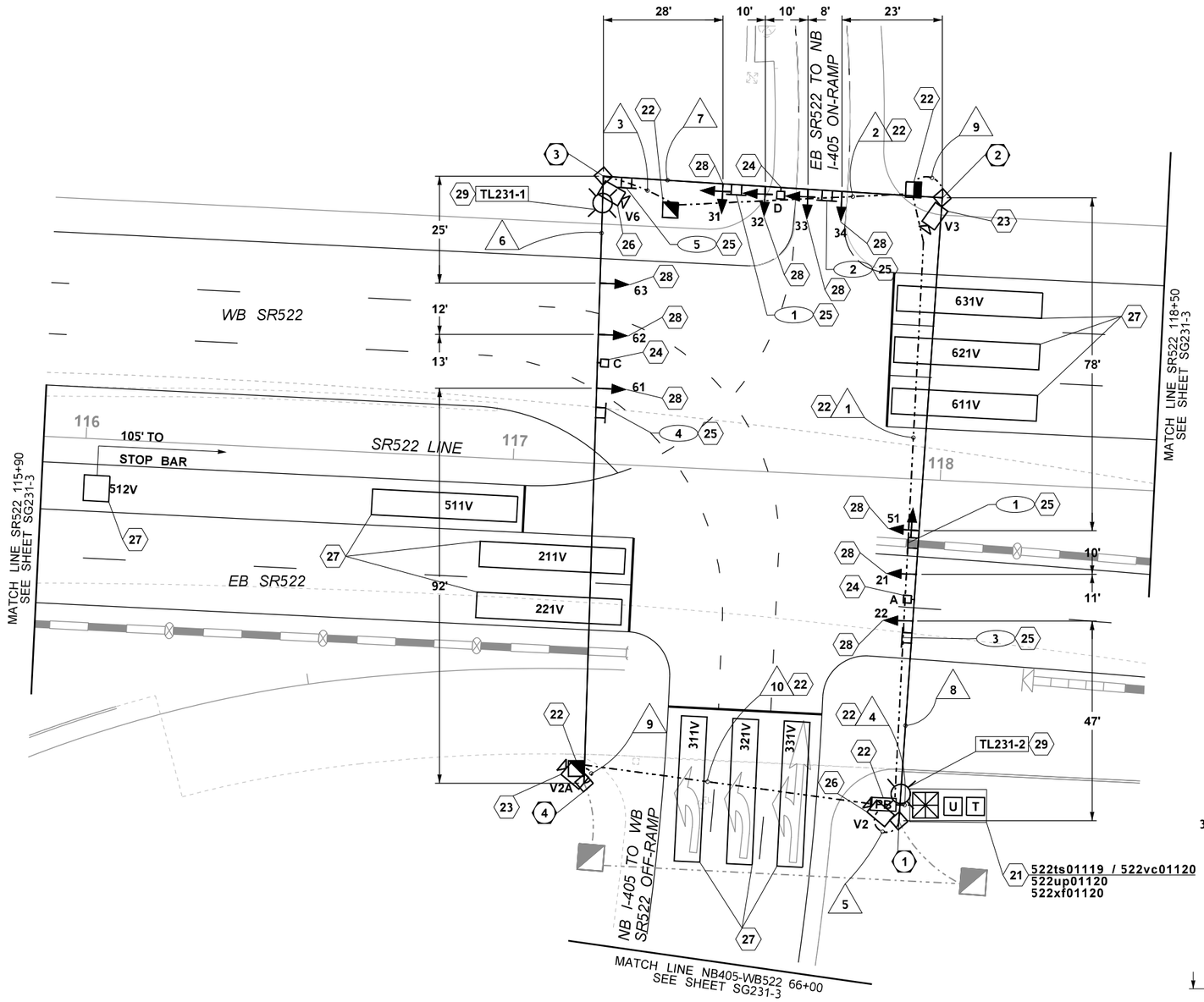

PROPOSED PHASE DIAGRAM

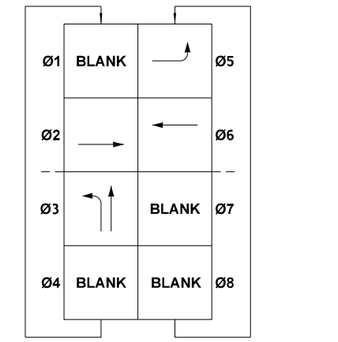

PROPOSED PREEMPTION DIAGRAM

CIRCUIT	PHASE
A	2 & 5
C	6
D	3

PROPOSED SIGNAL HEAD DISPLAY

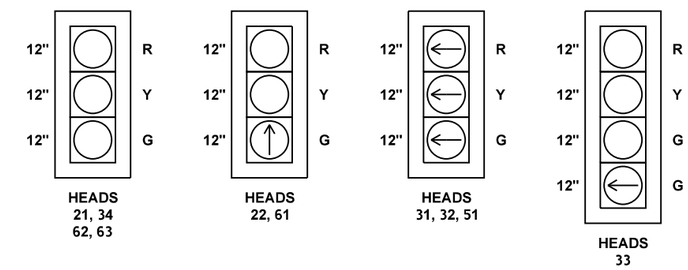

SIGN LEGEND

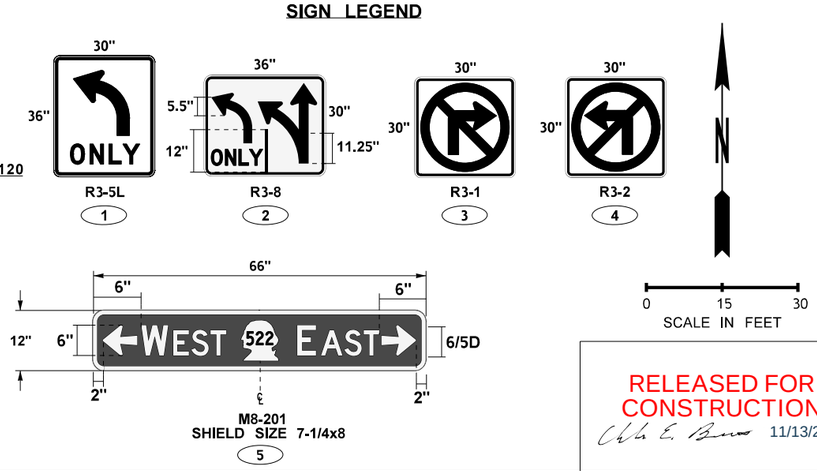

GENERAL NOTES:

1. SEE SG231-1 FOR CONSTRUCTION NOTES.
2. SEE SG231-5 FOR WIRING SCHEDULE.
3. SEE TEMPORARY ILLUMINATION PLAN FOR POWER DESIGN.

RELEASED FOR CONSTRUCTION
11/13/2025

FILE NAME	c:\pwworking\uswa\dms47316\C9727_PS_SG231-2.dgn						
TIME	11:22:11 AM				REGION NO. 10	STATE WASH	FED.AID PROJ.NO.
DATE	11/11/2025						
PLOTTED BY	xiaoying.yin						
DESIGNED BY	D. SAHA				JOB NUMBER 22AB17		
ENTERED BY	D. SAHA						
CHECKED BY	K. NORBERG				CONTRACT NO. 9727		LOCATION NO. XL5446
PROJ. ENGR.	J SLAVICEK	REV 0 SEG 2 SR522 TEMP SIGNALS	11/12/25	KN			
REGIONAL ADM.	L HODGSON	REVISION	DATE	BY			

KRISTOFOR NORBERG — STATE OF WASHINGTON — 57846 — REGISTERED PROFESSIONAL ENGINEER
11/12/25
DATE
P.E. STAMP BOX

AECOM
concord ENGINEERING

Washington State Department of Transportation
SKANSKA

I-405
BRICKYARD TO SR527
IMPROVEMENT PROJECT

TEMPORARY TRAFFIC SIGNAL PLAN
NORTHBOUND I-405 TO SR 522 OFF-RAMP
STAGE 2 PHASE 3

PLAN REF NO
SG231-2
SHEET
OF
SHEETS

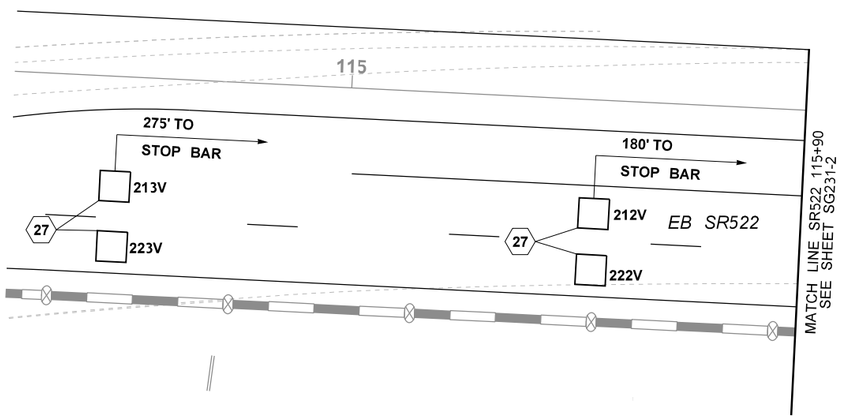

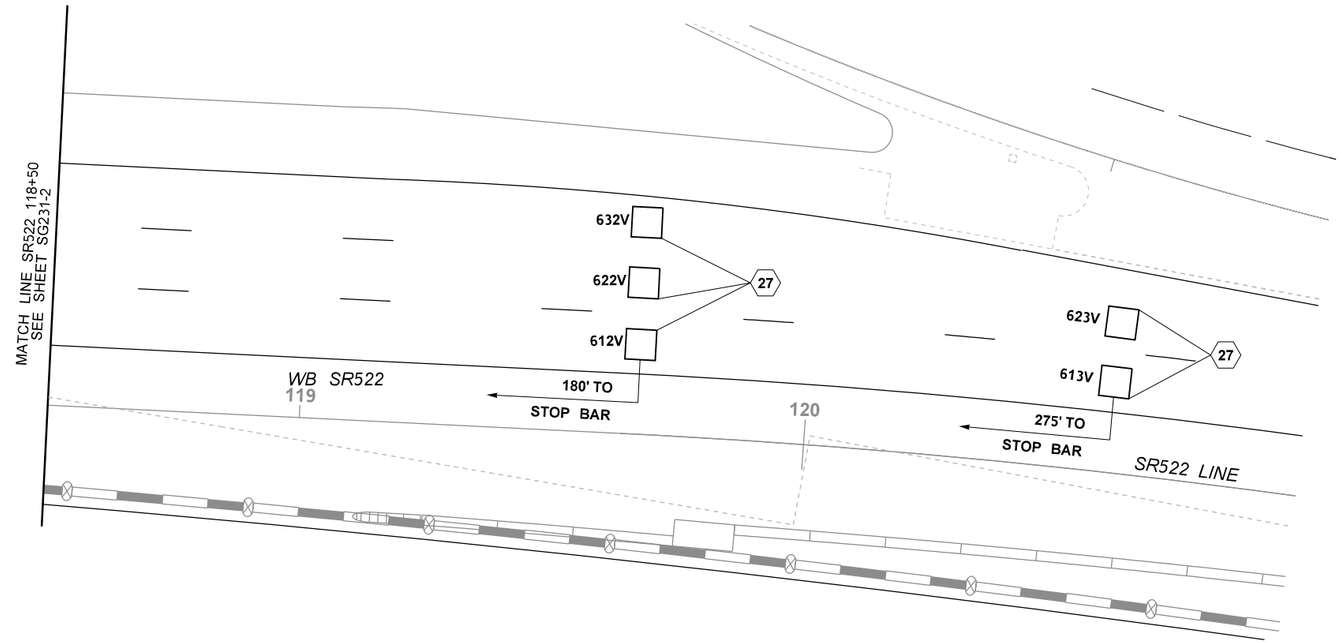

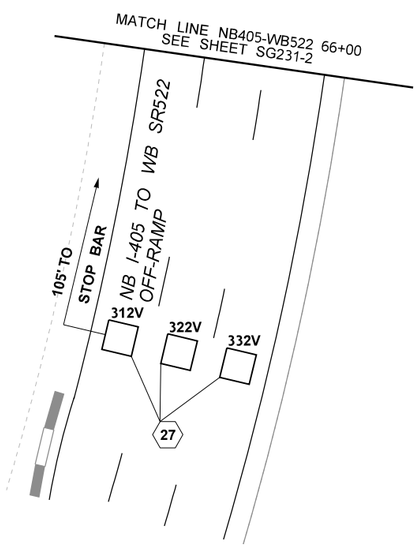

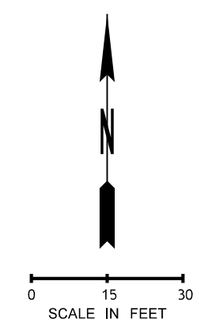

GENERAL NOTES:

1. SEE SG231-1 FOR CONSTRUCTION NOTES.

RELEASED FOR CONSTRUCTION
11/13/2025

FILE NAME	c:\pwworking\uswa\dms47316\C9727_PS_SG231-3.dgn						
TIME	11:25:06 AM				REGION NO. 10	STATE WASH	FED.AID PROJ.NO.
DATE	11/11/2025						
PLOTTED BY	xiaoying.yin						
DESIGNED BY	D. SAHA				JOB NUMBER 22AB17		
ENTERED BY	D. SAHA						
CHECKED BY	K. NORBERG				CONTRACT NO. 9727		LOCATION NO. XL5446
PROJ. ENGR.	J SLAVICEK	REV 0 SEG 2 SR522 TEMP SIGNALS	11/12/25	KN			
REGIONAL ADM.	L HODGSON	REVISION	DATE	BY			

KRISTOFOR NORBERG
STATE OF WASHINGTON
51848
REGISTERED PROFESSIONAL ENGINEER
11/12/25
DATE
P.E. STAMP BOX

AECOM
concord ENGINEERING

Washington State Department of Transportation
SKANSKA

I-405
BRICKYARD TO SR527
IMPROVEMENT PROJECT

TEMPORARY TRAFFIC SIGNAL PLAN
NORTHBOUND I-405 TO SR 522 OFF-RAMP
STAGE 2 PHASE 3

PLAN REF NO
SG231-3

SHEET
OF
SHEETS

FIELD WIRE TERMINATIONS:

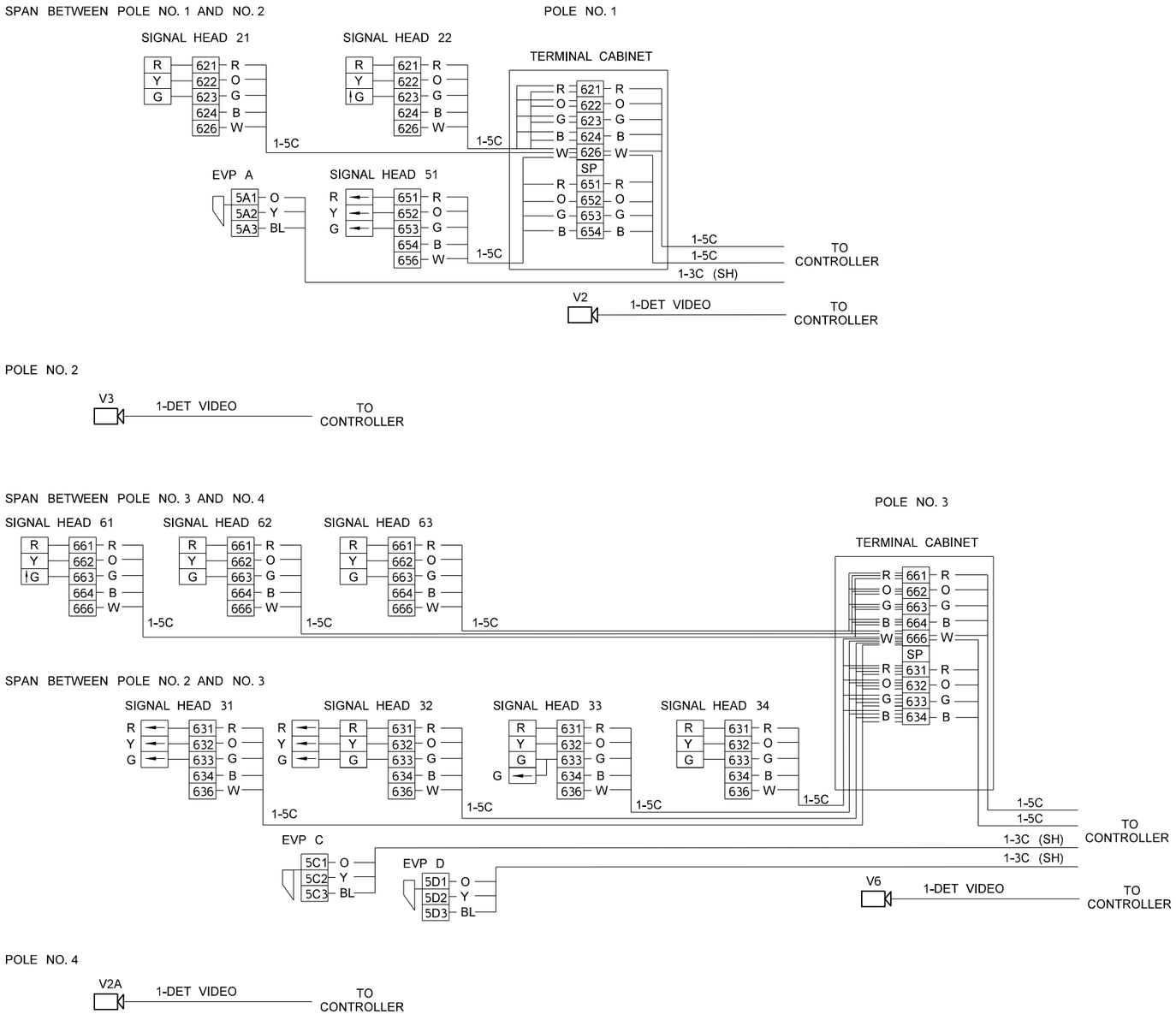

CABINET WIRE TERMINATIONS:

DISPLAY OUTPUT TERMINALS

641	101	Ø4R
642	102	Ø4Y
643	103	Ø4G
741	104	Ø4DW
5B4	105	EVIB
742	106	Ø4W
681	107	Ø8R
682	108	Ø8Y
683	109	Ø8G
781	110	Ø8DW
5D4	111	EVID
782	112	Ø8W

31 33 32 34 — R O G

721	113	Ø2DW
5A4	114	EVIA
722	115	Ø2W
631	116	Ø3R
632	117	Ø3Y
633	118	Ø3G
761	119	Ø6DW
5C4	120	EVIC
762	121	Ø6W
671	122	Ø7R
672	123	Ø7Y
673	124	Ø7G

21 22 — R O G
51 — R O G
61 62 63 — R O G

611	125	Ø1R
612	126	Ø1Y
613	127	Ø1G
621	128	Ø2R
622	129	Ø2Y
623	130	Ø2G
651	131	Ø5R
652	132	Ø5Y
653	133	Ø5G
661	134	Ø6R
662	135	Ø6Y
663	136	Ø6G

6D1	Ø101	ØDR
6D2	Ø102	ØDY
6D3	Ø103	ØDG
-	Ø104	-
-	Ø105	-
-	Ø106	-

-	Ø111	-
-	Ø112	-
-	Ø113	-
6C1	Ø114	ØCR
6C2	Ø115	ØCY
6C3	Ø116	ØCG

6A1	Ø121	ØAR
6A2	Ø122	ØAY
6A3	Ø123	ØAG
6B1	Ø124	ØBR
6B2	Ø125	ØBY
6B3	Ø126	ØBG

SERVICE PANEL

TBS

B	501	1	AC+
GRD	6D2	2	ADY
W	502	3	ADG
	-	4	-
	-	5	-

NOTES:

TERMINATE ALL WIRING IDENTIFIED AS AC - (6*6 AND 7*3) AT THE AC-BUSS.

SEAL AND COIL ALL SPARE CONDUCTORS, AND STORE NEATLY IN THE ASSOCIATED PULL BOX.

RELEASED FOR CONSTRUCTION
11/13/2025

FILE NAME	c:\pwworking\uswa\dms47316\C9727_PS_SG231-4.dgn						
TIME	11:26:38 AM				REGION NO. 10	STATE WASH	FED.AID PROJ.NO.
DATE	11/11/2025						
PLOTTED BY	xiaoying.yin				JOB NUMBER 22AB17		
DESIGNED BY	D. SAHA						
ENTERED BY	G. HUNG						
CHECKED BY	K. NORBERG				CONTRACT NO. 9727		LOCATION NO. XL5446
PROJ. ENGR.	J SLAVICEK	REV 0 SEG 2 SR522 TEMP SIGNALS	11/12/25	KN			
REGIONAL ADM.	L HODGSON	REVISION	DATE	BY			

KRISTOFOR NORBERG — STATE OF WASHINGTON — 17848 — REGISTERED PROFESSIONAL ENGINEER
11/12/25 DATE
P.E. STAMP BOX

AECOM
concord ENGINEERING

Washington State Department of Transportation
SKANSKA

I-405
BRICKYARD TO SR527
IMPROVEMENT PROJECT

TEMPORARY TRAFFIC SIGNAL PLAN
NORTHBOUND I-405 TO SR 522 OFF-RAMP
STAGE 2 PHASE 3

PLAN REF NO SG231-4
SHEET OF SHEETS

CABINET INPUT WIRE TERMINATIONS

EVPs		TB9		INPUT FILE		
			TB9-1			
A,C	BL	5A3/5C3	TB9-2	J13-K	J13-L	DC-
D	BL	5D3	TB9-3			
A	Y	5A2	TB9-4	J12-D	J12-U	EVPA
C	Y	5C2	TB9-5	J12-J	J12-L	EVPC
A,C	O	5A1/5C1	TB9-6	J12-E	J12-U	DC+
			TB9-7	J13-D	J13-U	EVPB
D	Y	5D2	TB9-8	J13-J	J13-L	EVPD
D	O	5D1	TB9-9	J13-E	J13-U	DC+
		516	TB9-10	J14-D	J14-U	RR1
		517	TB9-11	J14-J	J14-L	RR2
		518	TB9-12	J14-E	J14-U	COM

INPUT FILE LAYOUT AND MARKING DETAIL

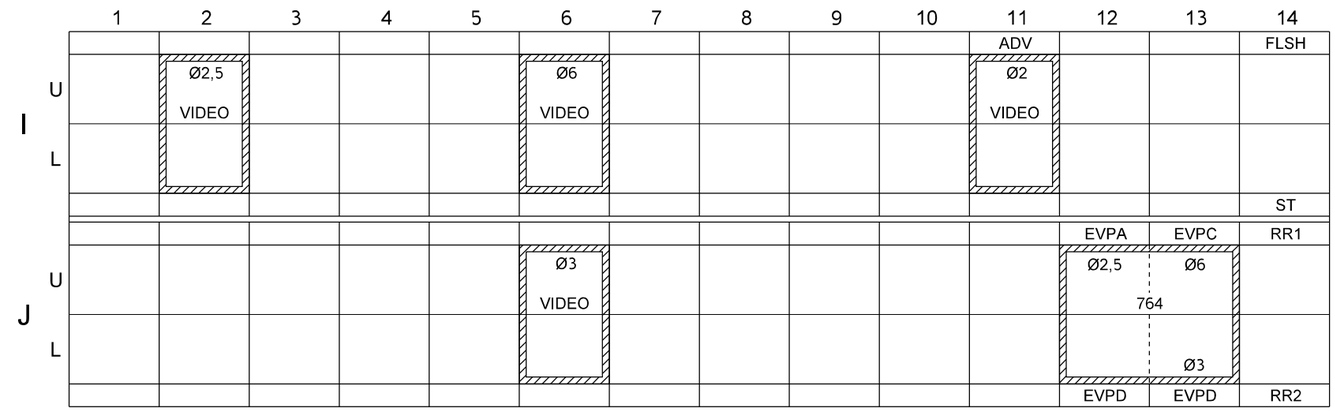

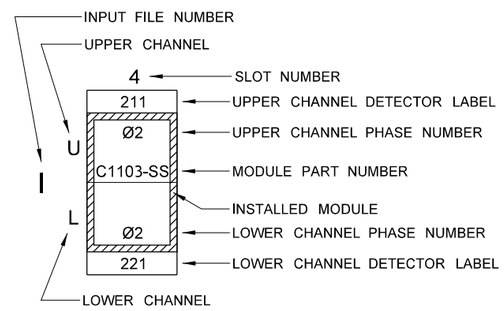

INPUT FILE SLOT LEGEND

NOTE:
SLOTS LABELED WITH "000" SHALL REMAIN UNLABELED.

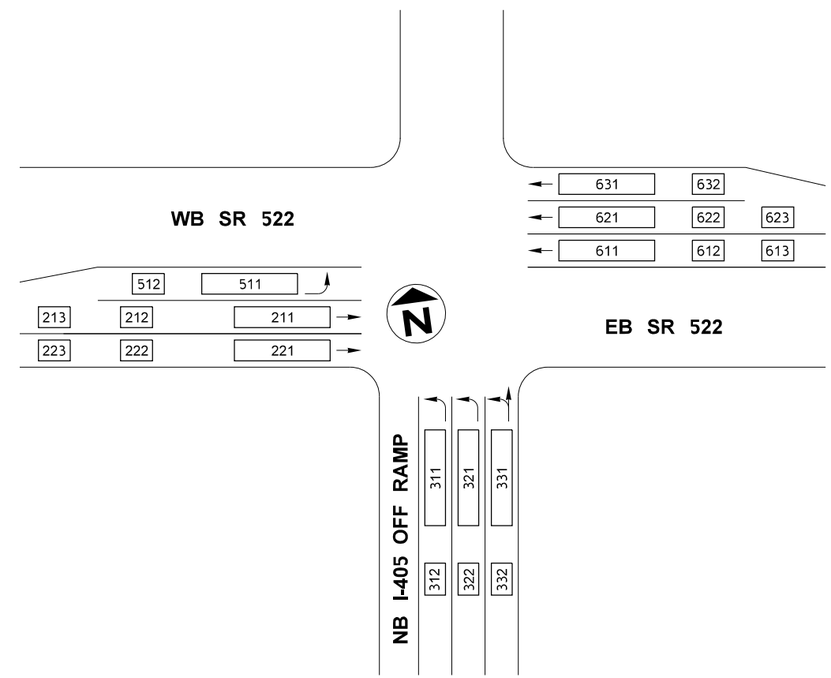

WIRING SCHEDULE:

WIRING SCHEDULE						
CONDUIT RUN #	CONDUIT SIZE (INCHES) (SCH 80 PVC)	VEHICLE HEADS 5C	PRE-EMPT 3CS(SH)	DETECTION CAMERA CABLE	GROUND CABLE #8	REMARKS
1	2					SPARE
	3					SPARE
	3	2	2	2	1	
2	2					
	3	2	2	1	1	
3	2	2	2	1	1	
4	3	4	3	4	1	
	4					SPARE
	2					SPARE
5	2	2	1	1	1	
6	AERIAL	3	1			
7	AERIAL	4	1			
8	AERIAL	3	1			
9	2			1		
10	3			1		
	3					SPARE

NOTES:

1. SEE TEMPORARY ILLUMINATION PLANS FOR STREET LIGHTING AND POWER SERVICE WIRING DETAILS.
2. ALL SPARE CONDUITS TO INCLUDE A #8 GROUND WIRE AND PULL TAPE.

RELEASED FOR CONSTRUCTION
11/13/2025

FILE NAME	c:\pwworking\uswa\dms47316\C9727_PS_SG231-5.dgn						
TIME	11:27:46 AM				REGION NO. 10	STATE WASH	FED.AID PROJ.NO.
DATE	11/11/2025						
PLOTTED BY	xiaoying.yin				JOB NUMBER 22AB17		
DESIGNED BY	D. SAHA						
ENTERED BY	G. HUNG						
CHECKED BY	K. NORBERG				CONTRACT NO. 9727		LOCATION NO. XL5446
PROJ. ENGR.	J SLAVICEK	REV 0 SEG 2 SR522 TEMP SIGNALS	11/12/25	KN			
REGIONAL ADM.	L HODGSON	REVISION	DATE	BY			

KRISTOFOR NORBERG, STATE OF WASHINGTON, 57848, REGISTERED PROFESSIONAL ENGINEER
11/12/25
DATE
P.E. STAMP BOX

AECOM
concord ENGINEERING

Washington State Department of Transportation
SKANSKA

I-405
BRICKYARD TO SR527
IMPROVEMENT PROJECT

TEMPORARY TRAFFIC SIGNAL PLAN
NORTHBOUND I-405 TO SR 522 OFF-RAMP
STAGE 2 PHASE 3

PLAN REF NO SG231-5
SHEET
OF
SHEETS

LEGEND

EXISTING	NEW	
		CONDUIT
		AERIAL CABLE
		TYPE 2 JUNCTION BOX (WSDOT STD. PLAN J-40.10-04)
		TYPE 8 JUNCTION BOX (WSDOT STD. PLAN J-40.30-04)
		TEMPORARY CONCRETE BARRIER
PB		PULL BOX
		VIDEO DETECTION CAMERA
		SIGNAL HEAD
		TIMBER POLE
		TEMPORARY LUMINAIRE
T		TRANSFORMER CABINET
U		UNINTERRUPTIBLE POWER SUPPY
		CONTROLLER CABINET
		TRAFFIC SIGN
		EMERGENCY VEHICLE PREEMPTION
		VIDEO DETECTION ZONE
#		CONSTRUCTION NOTE
#		WIRE NOTE
#		POLE NOTE
######		LUMINAIRE NOTE
#		SIGN NOTE

CONSTRUCTION NOTES:

21. INSTALL TRAFFIC SIGNAL HEAD ON SPAN WIRE WITH TYPE P MOUNT PER WSDOT STANDARD PLAN J-75.20-01.
22. ADJUST EXISTING VIDEO DETECTION CAMERA V2 AND V2A TO ADD DETECTION FOR THIRD THROUGH LANE OF EASTBOUND SR522.
23. FIELD ADJUST DETECTION ZONE.
24. RELOCATE EXISTING SIGNAL HEAD, OR SIGN, ON SPAN WIRE.

GENERAL NOTES:

1. PROTECT IN PLACE ALL POLES, CONDUIT, JB, PB, CV, CABINETS, AND TRANSFORMERS UNLESS OTHERWISE NOTED ON PLANS.
2. PROVIDE GROUND WIRE IN NEW CONDUIT RUNS PER NEC TABLE 250. 102(C)(1).
3. INSTALL GUY ANCHORS FOR TEMPORARY TIMBER POLES BASED ON THE STRUCTURAL CALCULATIONS PROVIDED IN THE WORKING DRAWINGS. GUY ANCHORS SHALL BE INSTALLED PER WSDOT STANDARD PLAN J.15-15.02.
4. SEE MOT PLAN FOR STAGING DETAILS. CURRENT TEMPORARY SIGNAL DESIGN IN THIS PACKAGE IS BASED ON THE MOT DESIGN AS SHOWN. IF THERE ARE ANY CHANGES DURING THE RFC PROCESS, THE TEMPORARY SIGNAL MAY NEED TO BE REVIEWED.
5. GROUND SPAN WIRE SYSTEM PER WSDOT STANDARD PLAN J-15.15-02.
6. TEMPORARY TIMBER POLE CLASS, TOTAL LENGTH, AND BURIED DEPTH SHALL BE DETERMINED BY STRUCTURAL ENGINEER. CONTRACTOR SHALL SUBMIT THE POLE CALCULATION FOR WSDOT REVIEW PRIOR TO INSTALLATION.
7. SEE TEMPORARY ILLUMINATION PLANS FOR ILLUMINATION DESIGN DETAILS.
8. SEE TEMPORARY ITS PLANS FOR INTERCONNECT DESIGN.

POLE SCHEDULE

⬡	LOCATION		POLE TYPE	POLE CLASS	POLE LENGTH
	STATION	OFFSET			
1	EXISTING		WOOD	*	*
2	EXISTING		WOOD	*	*
3	EXISTING		WOOD	*	*
4	EXISTING		WOOD	*	*

*SEE STRUCTURAL CALCULATIONS PROVIDED IN WORKING DRAWINGS FOR DETAILS.

RELEASED FOR CONSTRUCTION
11/13/2025

FILE NAME	c:\pwworking\uswa\dms22141\C9727_PS_SG311-1.dgn						
TIME	11:39:23 AM				REGION NO. 10	STATE WASH	FED.AID PROJ.NO.
DATE	11/11/2025						
PLOTTED BY	xiaoying.yin						
DESIGNED BY	D. SAHA				JOB NUMBER 22AB17		
ENTERED BY	D. SAHA						
CHECKED BY	K. NORBERG				CONTRACT NO. 9727		LOCATION NO. XL5446
PROJ. ENGR.	J SLAVICEK	REV A SEG 2 SR522 TEMP SIGNALS	11/12/25	KN			
REGIONAL ADM.	L HODGSON	REVISION	DATE	BY			

KRISTOFOR NORBERG, STATE OF WASHINGTON, 57848, REGISTERED PROFESSIONAL ENGINEER
11/12/25
DATE
P.E. STAMP BOX

AECOM
concord ENGINEERING

Washington State Department of Transportation
SKANSKA

I-405
BRICKYARD TO SR527
IMPROVEMENT PROJECT

TEMPORARY TRAFFIC SIGNAL PLAN
NORTHBOUND I-405 TO SR 522 OFF-RAMP
STAGE 3 PHASE 1

PLAN REF NO SG311-1
SHEET
OF
SHEETS

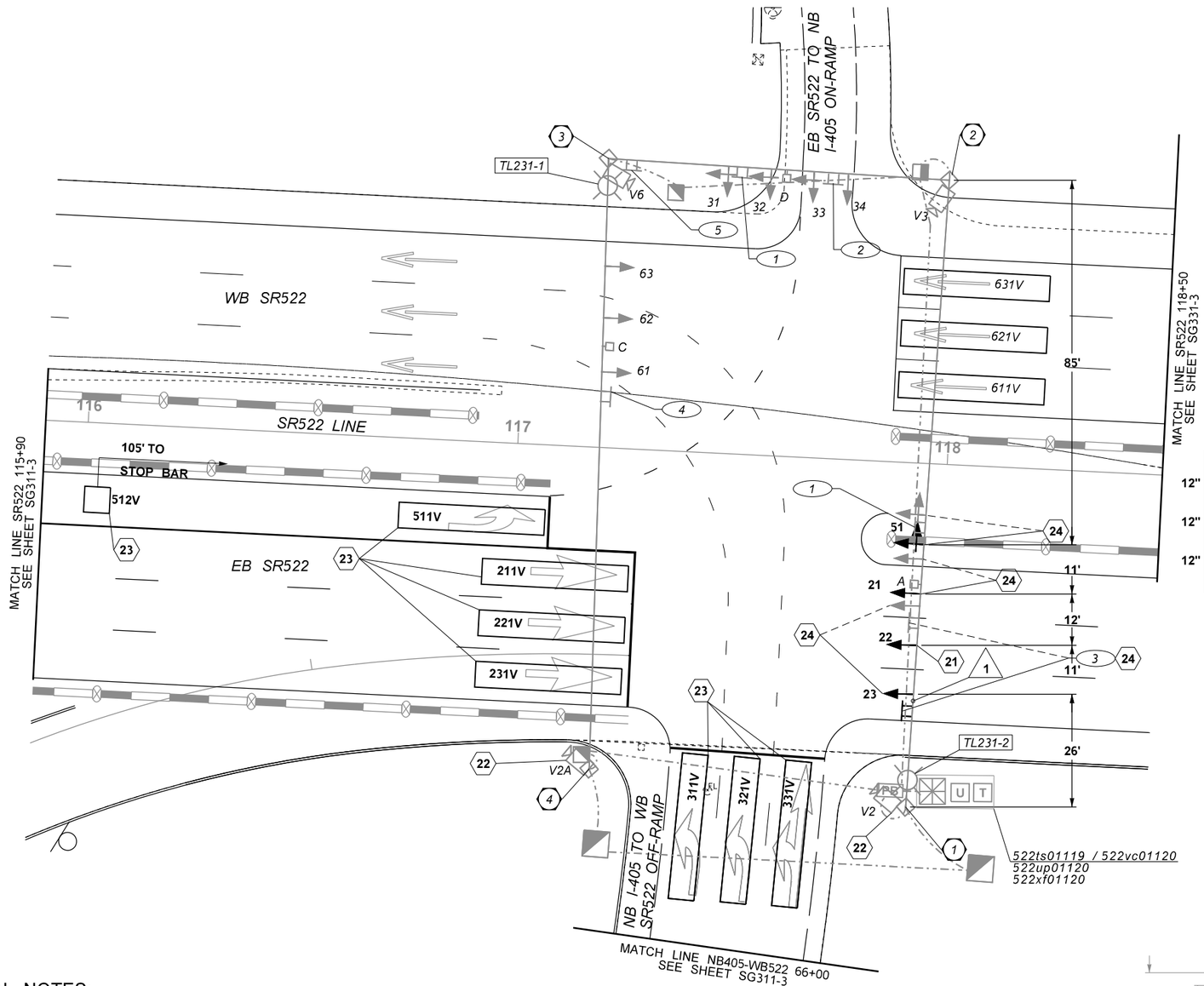

EXISTING PHASE DIAGRAM

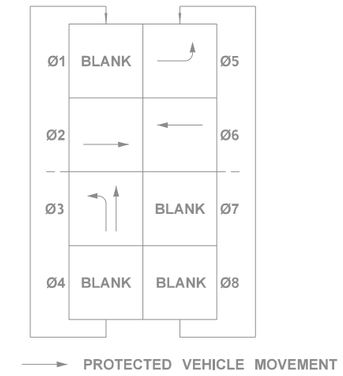

EXISTING PREEMPTION DIAGRAM

CIRCUIT	PHASE
A	2 & 5
C	6
D	3

SIGNAL HEAD DISPLAY

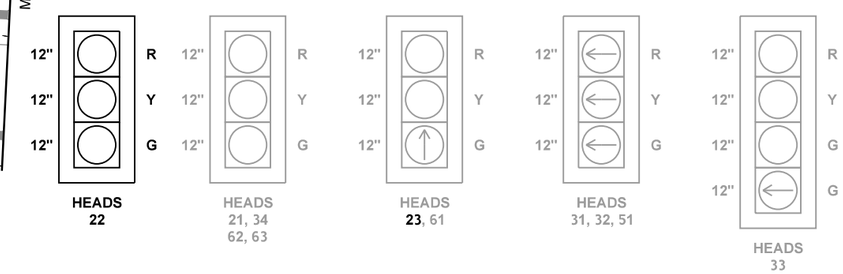

EXISTING SIGN LEGEND

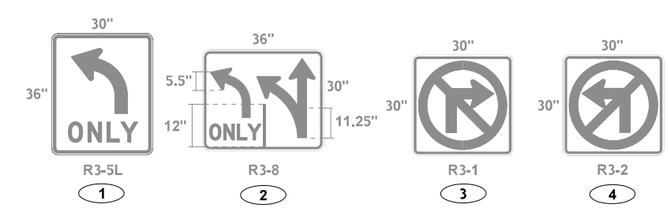

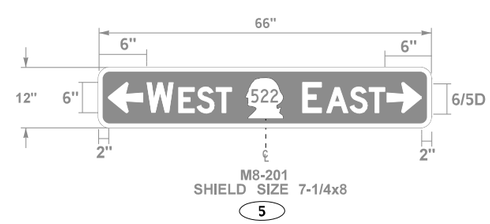

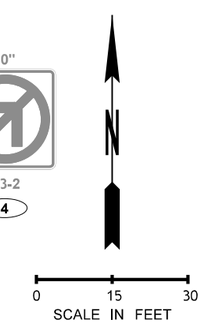

RELEASED FOR CONSTRUCTION
11/13/2025

GENERAL NOTES:

1. SEE SG311-1 FOR CONSTRUCTION NOTES.
2. SEE TEMPORARY ILLUMINATION PLAN FOR POWER DESIGN.
3. SEE STAGE 2 PHASE 3 SR522 TEMPORARY SIGNAL PLANS.

FILE NAME	c:\pwworking\uswa\dms22141\C9727_PS_SG311-2.dgn					
TIME	11:45:06 AM					
DATE	11/11/2025					
PLOTTED BY	xiaoying.yin					
DESIGNED BY	D. SAHA					
ENTERED BY	D. SAHA					
CHECKED BY	K. NORBERG					
PROJ. ENGR.	J SLAVICEK	REV 0 SEG 2 SR522 TEMP SIGNALS	11/12/25	KN		
REGIONAL ADM.	L HODGSON	REVISION	DATE	BY		

REGION NO.	STATE	FED.AID PROJ.NO.
10	WASH	
JOB NUMBER 22AB17		
CONTRACT NO. 9727	LOCATION NO. XL5446	

KRISTOFOR NORBERG — STATE OF WASHINGTON — 57848 — REGISTERED PROFESSIONAL ENGINEER
11/12/25 DATE
P.E. STAMP BOX

AECOM
concord ENGINEERING

Washington State Department of Transportation
SKANSKA

I-405
BRICKYARD TO SR527
IMPROVEMENT PROJECT

TEMPORARY TRAFFIC SIGNAL PLAN
NORTHBOUND I-405 TO SR 522 OFF-RAMP
STAGE 3 PHASE 1

PLAN REF NO SG311-2
SHEET
OF
SHEETS

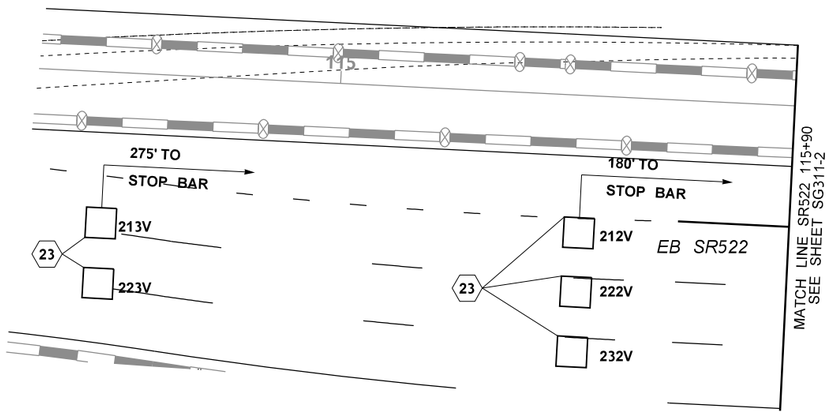

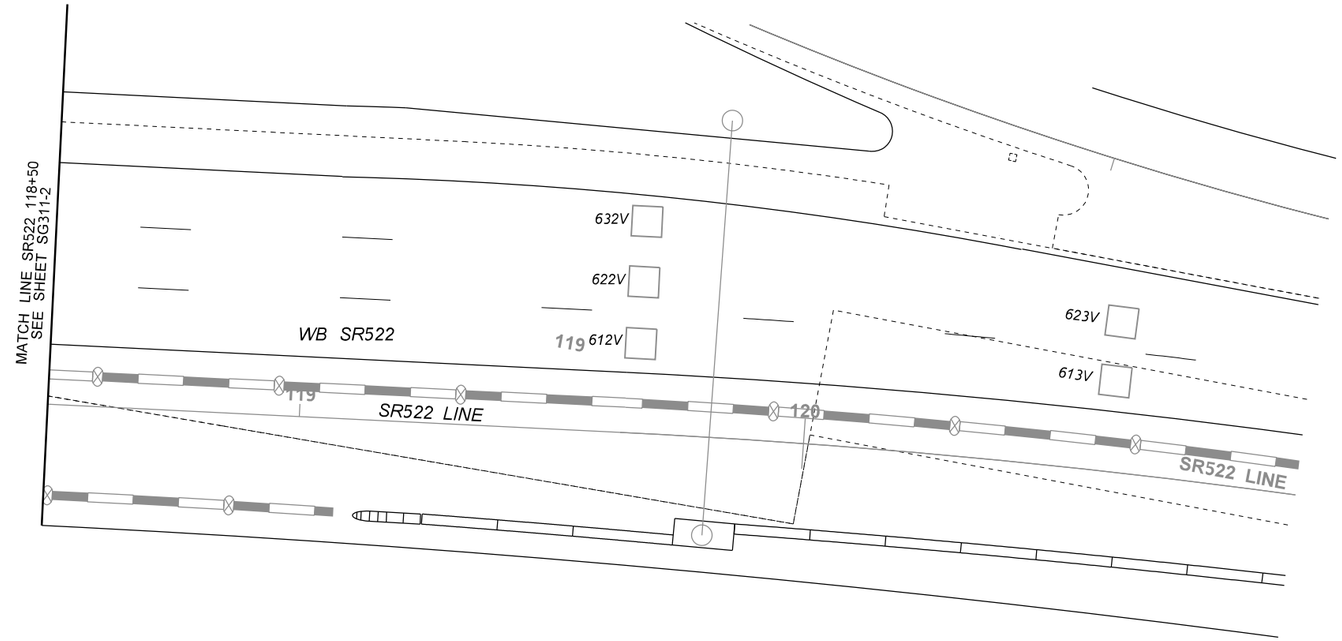

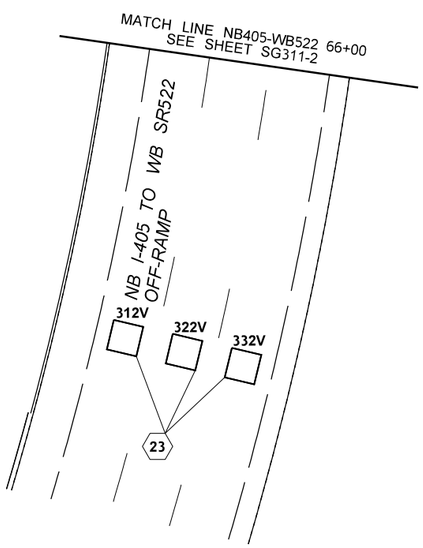

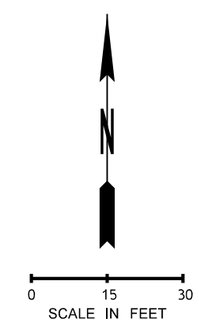

RELEASED FOR CONSTRUCTION
11/13/2025

GENERAL NOTES:

1. SEE SG311-1 FOR CONSTRUCTION NOTES.

FILE NAME	c:\pwworking\uswa\dms22141\C9727_PS_SG311-3.dgn						
TIME	11:46:24 AM				REGION NO. 10	STATE WASH	FED.AID PROJ.NO.
DATE	11/11/2025						
PLOTTED BY	xiaoying.yin				JOB NUMBER 22AB17		
DESIGNED BY	D. SAHA						
ENTERED BY	D. SAHA						
CHECKED BY	K. NORBERG				CONTRACT NO. 9727		LOCATION NO. XL5446
PROJ. ENGR.	J SLAVICEK	REV A SEG 2 SR522 TEMP SIGNALS	11/12/25	KN			
REGIONAL ADM.	L HODGSON	REVISION	DATE	BY			

KRISTOFOR NORBERG — STATE OF WASHINGTON — 57848 — REGISTERED PROFESSIONAL ENGINEER
11/12/25
DATE
P.E. STAMP BOX

AECOM
concord ENGINEERING

Washington State Department of Transportation
SKANSKA

I-405
BRICKYARD TO SR527
IMPROVEMENT PROJECT

TEMPORARY TRAFFIC SIGNAL PLAN
NORTHBOUND I-405 TO SR 522 OFF-RAMP
STAGE 3 PHASE 1

PLAN REF NO
SG311-3
SHEET
OF
SHEETS

FIELD WIRE TERMINATIONS:

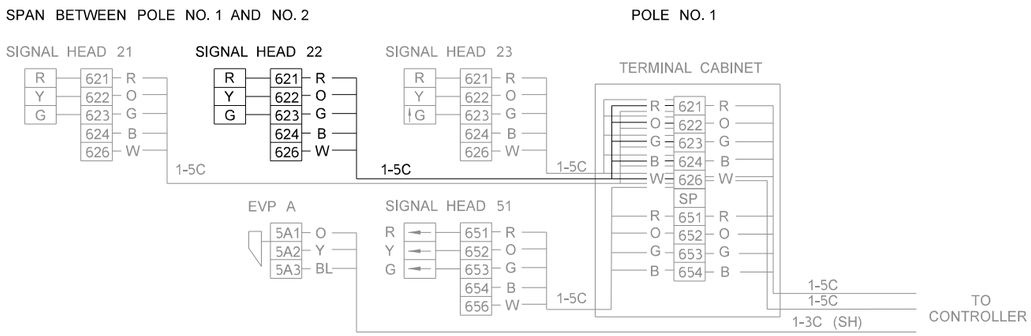

CABINET WIRE TERMINATIONS:

DISPLAY OUTPUT TERMINALS

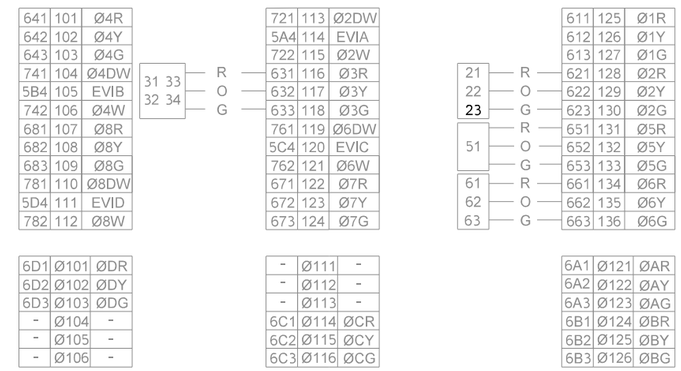

WIRING SCHEDULE:

WIRING SCHEDULE							
CONDUIT RUN #	CONDUIT SIZE (INCHES) (SCH 80 PVC)	VEHICLE HEADS 5C	PRE-EMPT 3CS(SH)	VEHICLE HEADS 10C	DETECTION CAMERA CABLE	GROUND CABLE #8	REMARKS
1	AERIAL	EX 3, NEW 1	EX 1				

RELEASED FOR CONSTRUCTION
11/13/2025

FILE NAME	c:\pwworking\uswa\dms22141\C9727_PS_SG311-4.dgn					
TIME	11:47:36 AM				REGION NO. 10	STATE WASH
DATE	11/11/2025					FED.AID PROJ.NO.
PLOTTED BY	xiaoying.yin					
DESIGNED BY	D. SAHA				JOB NUMBER 22AB17	
ENTERED BY	G. HUNG					
CHECKED BY	K. NORBERG				CONTRACT NO. 9727	LOCATION NO. XL5446
PROJ. ENGR.	J SLAVICEK	REV A SEG 2 SR522 TEMP SIGNALS	11/12/25	KN		
REGIONAL ADM.	L HODGSON	REVISION	DATE	BY		

KRISTOFOR NORBERG, STATE OF WASHINGTON, 57848, REGISTERED PROFESSIONAL ENGINEER
11/12/25 DATE
P.E. STAMP BOX

AECOM
concord ENGINEERING

Washington State Department of Transportation
SKANSKA

I-405
BRICKYARD TO SR527
IMPROVEMENT PROJECT

TEMPORARY TRAFFIC SIGNAL PLAN
NORTHBOUND I-405 TO SR 522 OFF-RAMP
STAGE 3 PHASE 1

PLAN REF NO SG311-4
SHEET OF SHEETS

LEGEND

EXISTING	NEW	
		CONDUIT
		AERIAL CABLE
		TEMPORARY CONCRETE BARRIER
	PB	PULL BOX
		VIDEO DETECTION CAMERA
		VIDEO DETECTION ZONE
		SIGNAL HEAD
		TIMBER POLE
		TIMBER POST
		TEMPORARY TIMBER LIGHT STANDARD
	T	TRANSFORMER CABINET
	U	UNINTERRUPTIBLE POWER SUPPY
		CONTROLLER CABINET
		TRAFFIC SIGN
		EMERGENCY VEHICLE PREEMPTION
		WORK ZONE
	#	CONSTRUCTION NOTE
	#	WIRE NOTE
	#	POLE NOTE
	######	LUMINAIRE NOTE
	?	SIGN NOTE

POLE NOTES:

1. INSTALL TEMPORARY WOOD POLE WITH DOWN GUY WIRE(S) PER WSDOT APPROVED WORKING DRAWINGS. INSTALL TWO 2" CONDUIT RISERS WITH WEATHERHEADS AND INSTALL TERMINAL CABINET ON POLE. ATTACH SPAN WIRE SYSTEM TO MAINTAIN REQUIRED SIGNAL HEAD VERTICAL CLEARANCE PER PER WSDOT STANDARD PLAN J-15.15-02. SEE POLE SCHEDULE FOR DETAILS. SEE TEMPORARY ILLUMINATION PLANS FOR LIGHTING DETAILS.

2. INSTALL TEMPORARY WOOD POLE WITH DOWN GUY WIRE(S) PER WSDOT APPROVED WORKING DRAWINGS. ATTACH SPAN WIRE SYSTEM TO MAINTAIN REQUIRED SIGNAL HEAD VERTICAL CLEARANCE PER WSDOT STANDARD PLAN J-15.15-02. SEE POLE SCHEDULE FOR DETAILS.

3. INSTALL TEMPORARY WOOD POLE WITH DOWN GUY WIRE(S) PER WSDOT APPROVED WORKING DRAWINGS. INSTALL TWO 2" CONDUIT RISERS WITH WEATHER HEADS. ATTACH SPAN WIRE SYSTEM TO MAINTAIN REQUIRED SIGNAL HEAD VERTICAL CLEARANCE PER WSDOT STANDARD PLAN J-15.15-02. SEE POLE SCHEDULE FOR DETAILS.

4. INSTALL TEMPORARY WOOD POLE WITH DOWN GUY WIRE(S) PER WSDOT APPROVED WORKING DRAWINGS. INSTALL ONE 2" CONDUIT RISER WITH WEATHERHEAD. ATTACH SPAN WIRE SYSTEM TO MAINTAIN REQUIRED SIGNAL HEAD VERTICAL CLEARANCE PER WSDOT STANDARD PLAN J-15.15-02. SEE POLE SCHEDULE FOR DETAILS. SEE TEMPORARY ILLUMINATION PLANS FOR LIGHTING DETAILS.

5. INSTALL TEMPORARY VEHICLE SIGNAL HEAD ASSEMBLY IN A CONCRETE FILLED DRUM. SEE DETAIL B ON SHEET SGD01. FIELD COORDINATE TEMPORARY ASSEMBLY LOCATION WITH OTHER MOT DESIGN ELEMENTS. INSTALL TRAFFIC SIGNAL HEAD ON TIMBER POST WITH TYPE K MOUNT PER WSOT STANDARD PLAN J-75.10-02. ENSURE LOCATION IS MEASURED TO BE OUTSIDE THE CLEARZONE.

CONSTRUCTION NOTES:

21. INSTALL PERMANENT SIGNAL CONTROLLER CABINET, UNINTERRUPTIBLE POWER SUPPLY CABINET, AND TRANSFORMER CABINET ON PERMANENT SHARED CABINET FOUNDATION PER PERMANENT SIGNAL PLANS. SEE ILLUMINATION PLANS FOR POWER DESIGN. TERMINATE TEMPORARY SIGNAL CABLES FROM SPAN WIRE SYSTEM TO PERMANENT SIGNAL CABINET EQUIPMENT.

22. INSTALL CONDUIT, JUNCTION BOX, OR PULL BOX PER PERMANENT SIGNAL PLANS.

23. INSTALL VIDEO DETECTION CAMERA ON TEMPORARY POLE OR BRACKET ARM USING MANUFACTURER RECOMMENDED MOUNTING ASSEMBLY.

24. INSTALL EMERGENCY PREEMPTION DETECTOR ON SPAN WIRE.

25. INSTALL SIGN ON SPAN WIRE WITH SPAN WIRE MOUNTING BRACKETS PER SIGN LEGEND ON SHEET SG233-2. SEE DETAIL A ON SHEET SGD01 FOR MOUNTING DETAILS.

26. INSTALL TEMPORARY LUMINAIRE AND MAST ARM ON TIMBER POLE. SEE POLE SCHEDULE FOR DETAILS.

27. FIELD ADJUST DETECTION ZONE.

28. INSTALL TRAFFIC SIGNAL HEAD ON SPAN WIRE WITH TYPE P MOUNT PER WSDOT STANDARD PLAN J-75.20-01.

29. INSTALL TRAFFIC SIGNAL HEAD ON WOOD POLE WITH TYPE K MOUNT PER WSDOT STANDARD PLAN J-75.10-02. BOTTOM OF SIGNAL HEAD BACK PLATE TO BE 13 FEET FROM THE GROUND SURFACE.

GENERAL NOTES:

1. PROTECT IN PLACE ALL POLES, CONDUIT, JB, PB, CV, CABINETS, AND TRANSFORMERS UNLESS OTHERWISE NOTED ON PLANS.
2. PROVIDE GROUND WIRE IN NEW CONDUIT RUNS PER NEC TABLE 250. 102(C)(1).
3. INSTALL GUY ANCHORS FOR TEMPORARY TIMBER POLES BASED ON THE STRUCTURAL CALCULATIONS PROVIDED IN THE APPROVED WORKING DRAWINGS.
4. SEE MOT PLAN FOR STAGING DETAILS. CURRENT TEMPORARY SIGNAL DESIGN IN THIS PACKAGE IS BASED ON THE MOT DESIGN AS SHOWN. IF THERE ARE ANY CHANGES DURING THE RFC PROCESS, THE TEMPORARY SIGNAL MAY NEED TO BE REVIEWED.
5. GROUND SPAN WIRE SYSTEM PER WSDOT STANDARD PLAN J-15.15-02.
6. TEMPORARY TIMBER POLE CLASS, TOTAL LENGTH, AND BURIED DEPTH SHALL BE DETERMINED BY STRUCTURAL ENGINEER. CONTRACTOR SHALL SUBMIT THE POLE CALCULATION FOR WSDOT REVIEW PRIOR TO INSTALLATION.
7. SEE TEMPORARY ILLUMINATION PLANS FOR ILLUMINATION DESIGN DETAILS.
8. SEE TEMPORARY ITS PLANS FOR INTERCONNECT DESIGN.

POLE SCHEDULE

	LOCATION		POLE	POLE	POLE
	STATION	OFFSET	TYPE	CLASS	LENGTH
1	SR522 107+63.5	60.6' RT	WOOD	*	*
2	SR522 107+62.4	05.6' RT	WOOD	*	*
3	SR522 107+75.7	58.5' LT	WOOD	*	*
4	SR522 106+55.3	62.1' LT	WOOD	*	*
5	SR522 106+77.6	55.7' RT	WOOD		

*SEE STRUCTURAL CALCULATIONS PROVIDED IN WORKING DRAWINGS FOR DETAILS.

LUMINAIRE SCHEDULE — EXISTING SERVICE NO. SUA 4386 — 480V

LABEL	TYPE - DISTRIBUTION - WATTAGE	MOUNTING HEIGHT	MAST ARM	VOLTAGE(V)	COMMENTS
TL233-1	III - MED CUTOFF - 400W CLASS LED	40 FT	12 FT	480	SEE TEMP ILLUMINATION PLANS FOR DETAILS
TL233-2	III - MED CUTOFF - 400W CLASS LED	40 FT	12 FT	480	SEE TEMP ILLUMINATION PLANS FOR DETAILS

RELEASED FOR CONSTRUCTION
11/13/2025

FILE NAME	c:\pwworking\uswa\dms47316\C9727_PS_SG233-1.dgn						
TIME	11:29:11 AM				REGION NO. 10	STATE WASH	FED.AID PROJ.NO.
DATE	11/11/2025						
PLOTTED BY	xiaoying.yin				JOB NUMBER 22AB17		
DESIGNED BY	A. HUANG						
ENTERED BY	A. HUANG						
CHECKED BY	K. NORBERG				CONTRACT NO. 9727	LOCATION NO. XL5446	
PROJ. ENGR.	J SLAVICEK	REV 0 SEG 2 SR522 TEMP SIGNALS	11/12/25	KN			
REGIONAL ADM.	L HODGSON	REVISION	DATE	BY			

KRISTOFOR NORBERG — STATE OF WASHINGTON — 57848 — REGISTERED PROFESSIONAL ENGINEER
11/12/25 DATE
P.E. STAMP BOX

AECOM
concord ENGINEERING

Washington State Department of Transportation
SKANSKA

I-405
BRICKYARD TO SR527
IMPROVEMENT PROJECT

TEMPORARY TRAFFIC SIGNAL PLAN
SOUTHBOUND I-405 TO SR 522 OFF-RAMP
STAGE 2 PHASE 3

PLAN REF NO SG233-1
SHEET
OF
SHEETS

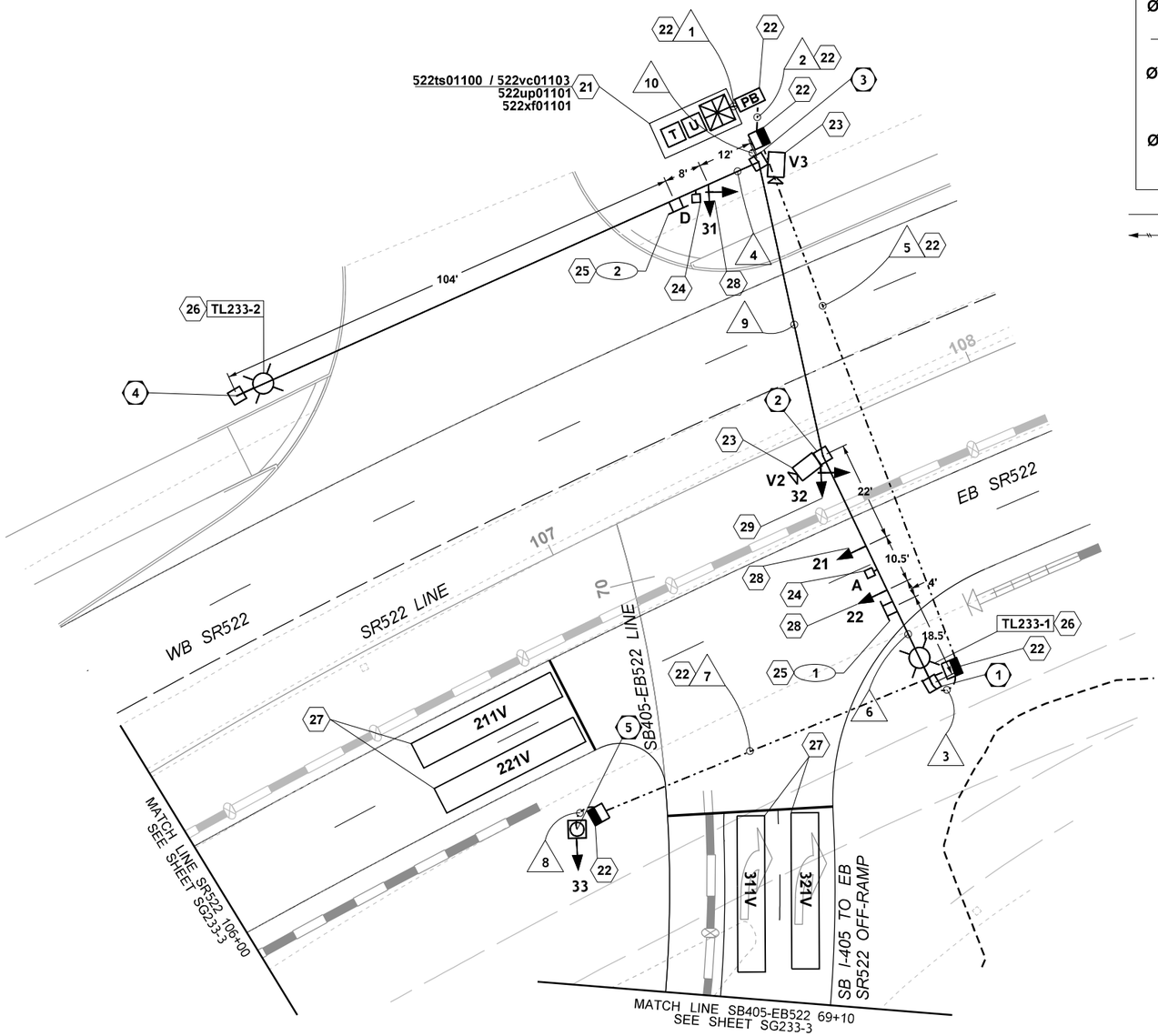

PROPOSED PHASE DIAGRAM

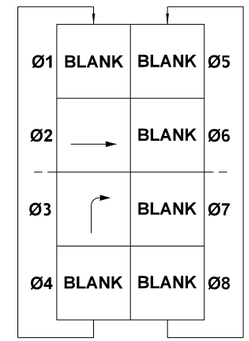

PROTECTED VEHICLE MOVEMENT
PED MOVEMENT

GENERAL NOTES:

1. SEE SG233-1 FOR CONSTRUCTION NOTES.
2. SEE TEMPORARY ILLUMINATION PLAN FOR POWER DESIGN.

PROPOSED PREEMPTION DIAGRAM

CIRCUIT	PHASE
A	2
D	3

PROPOSED SIGNAL HEAD DISPLAY

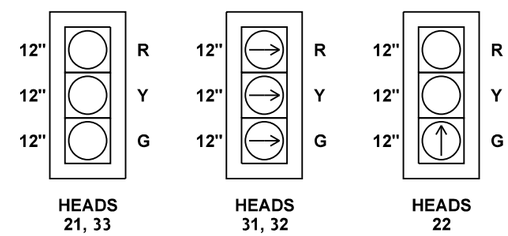

SIGN LEGEND

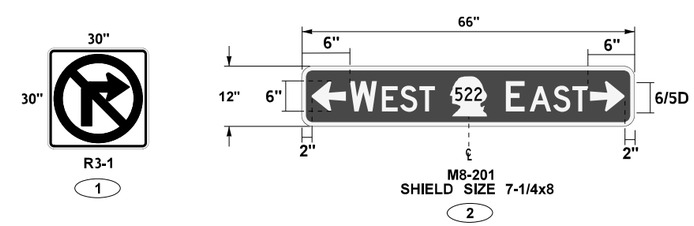

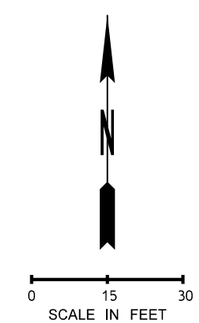

RELEASED FOR CONSTRUCTION
11/13/2025

FILE NAME	c:\pwworking\uswa\dms47316\C9727_PS_SG233-2.dgn						
TIME	11:31:09 AM				REGION NO. 10	STATE WASH	FED.AID PROJ.NO.
DATE	11/11/2025						
PLOTTED BY	xiaoying.yin				JOB NUMBER 22AB17		
DESIGNED BY	A. HUANG						
ENTERED BY	A. HUANG						
CHECKED BY	K. NORBERG				CONTRACT NO. 9727		LOCATION NO. XL5446
PROJ. ENGR.	J SLAVICEK	REV 0 SEG 2 SR522 TEMP SIGNALS	11/12/25	KN			
REGIONAL ADM.	L HODGSON	REVISION	DATE	BY			

KRISTOFOR NORBERG — STATE OF WASHINGTON — 57848 — REGISTERED PROFESSIONAL ENGINEER
11/12/25
DATE
P.E. STAMP BOX

AECOM
concord ENGINEERING

Washington State Department of Transportation
SKANSKA

I-405
BRICKYARD TO SR527
IMPROVEMENT PROJECT

TEMPORARY TRAFFIC SIGNAL PLAN
SOUTHBOUND I-405 TO SR 522 OFF-RAMP
STAGE 2 PHASE 3

PLAN REF NO
SG233-2
SHEET
OF
SHEETS

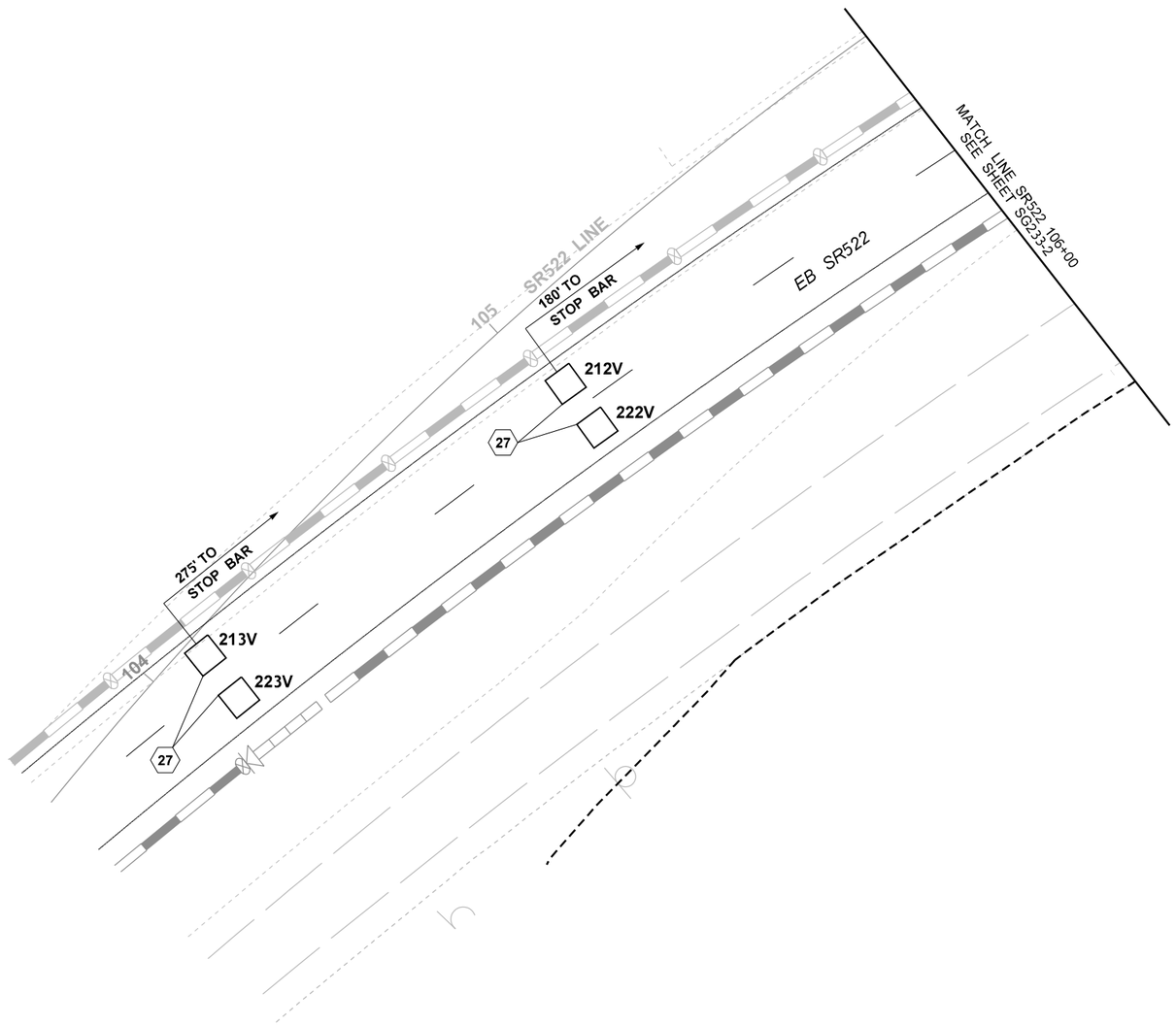

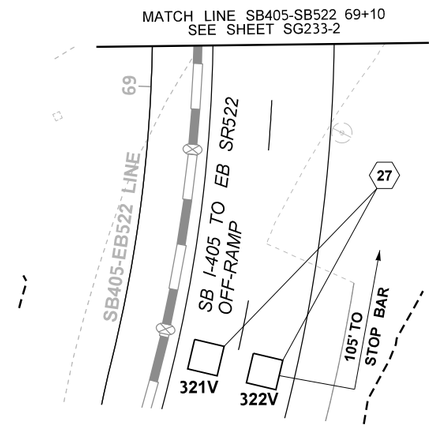

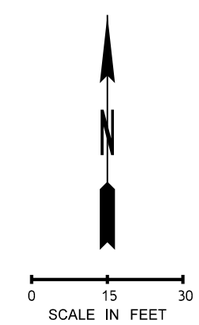

GENERAL NOTES:

1. SEE SG233-1 FOR CONSTRUCTION NOTES.

RELEASED FOR CONSTRUCTION
11/13/2025

FILE NAME	c:\pwworking\uswa\dms47316\C9727_PS_SG233-3.dgn						
TIME	11:32:57 AM				REGION NO. 10	STATE WASH	FED.AID PROJ.NO.
DATE	11/11/2025						
PLOTTED BY	xiaoying.yin						
DESIGNED BY	A. HUANG				JOB NUMBER 22AB17		
ENTERED BY	A. HUANG						
CHECKED BY	K. NORBERG				CONTRACT NO. 9727		LOCATION NO. XL5446
PROJ. ENGR.	J SLAVICEK	REV A SEG 2 SR522 TEMP SIGNALS	11/12/25	KN			
REGIONAL ADM.	L HODGSON	REVISION	DATE	BY			

KRISTOFOR NORBERG — STATE OF WASHINGTON — 57848 — REGISTERED PROFESSIONAL ENGINEER
11/12/25
DATE
P.E. STAMP BOX

AECOM
concord ENGINEERING

Washington State Department of Transportation
SKANSKA

I-405
BRICKYARD TO SR527
IMPROVEMENT PROJECT

TEMPORARY TRAFFIC SIGNAL PLAN
SOUTHBOUND I-405 TO SR 522 OFF-RAMP
STAGE 2 PHASE 3

PLAN REF NO
SG233-3

SHEET
OF
SHEETS

FIELD WIRE TERMINATIONS:

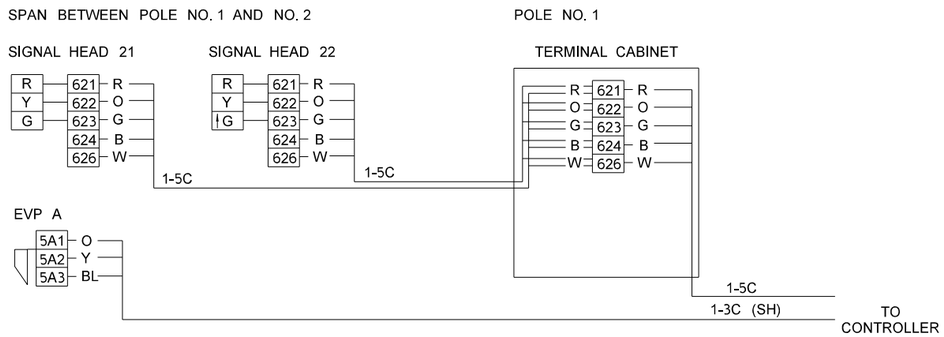

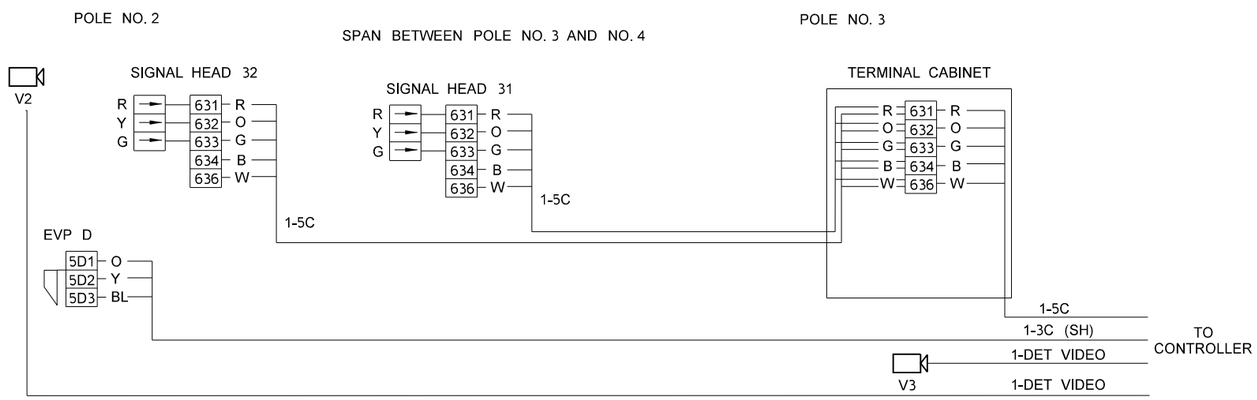

CABINET WIRE TERMINATIONS:

DISPLAY OUTPUT TERMINALS

641	101	Ø4R
642	102	Ø4Y
643	103	Ø4G
741	104	Ø4DW
5B4	105	EVIB
742	106	Ø4W
681	107	Ø8R
682	108	Ø8Y
683	109	Ø8G
781	110	Ø8DW
5D4	111	EVID
782	112	Ø8W

31 32 33 — R O G

721	113	Ø2DW
5A4	114	EVIA
722	115	Ø2W
631	116	Ø3R
632	117	Ø3Y
633	118	Ø3G
761	119	Ø6DW
5C4	120	EVIC
762	121	Ø6W
671	122	Ø7R
672	123	Ø7Y
673	124	Ø7G

21 22 — R O G

611	125	Ø1R
612	126	Ø1Y
613	127	Ø1G
621	128	Ø2R
622	129	Ø2Y
623	130	Ø2G
651	131	Ø5R
652	132	Ø5Y
653	133	Ø5G
661	134	Ø6R
662	135	Ø6Y
663	136	Ø6G

6D1	Ø101	ØDR
6D2	Ø102	ØDY
6D3	Ø103	ØDG
-	Ø104	-
-	Ø105	-
-	Ø106	-

-	Ø111	-
-	Ø112	-
-	Ø113	-
6C1	Ø114	ØCR
6C2	Ø115	ØCY
6C3	Ø116	ØCG

6A1	Ø121	ØAR
6A2	Ø122	ØAY
6A3	Ø123	ØAG
6B1	Ø124	ØBR
6B2	Ø125	ØBY
6B3	Ø126	ØBG

SERVICE PANEL

TBS

B	501	1	AC+
W/BK			
GRD	6D2	2	ADY
W	502	3	ADG
	-	4	-
	-	5	-

NOTES:

TERMINATE ALL WIRING IDENTIFIED AS AC - (6*6 AND 7*3) AT THE AC-BUSS.

SEAL AND COIL ALL SPARE CONDUCTORS, AND STORE NEATLY IN THE ASSOCIATED PULL BOX.

RELEASED FOR CONSTRUCTION
11/13/2025

FILE NAME	c:\pwworking\uswa\dms47316\C9727_PS_SG233-4.dgn						
TIME	11:34:16 AM				REGION NO. 10	STATE WASH	FED.AID PROJ.NO.
DATE	11/11/2025						
PLOTTED BY	xiaoying.yin				JOB NUMBER 22AB17		
DESIGNED BY	A. HUANG						
ENTERED BY	A. HUANG						
CHECKED BY	K. NORBERG				CONTRACT NO. 9727		LOCATION NO. XL5446
PROJ. ENGR.	J SLAVICEK	REV A SEG 2 SR522 TEMP SIGNALS	11/12/25	KN			
REGIONAL ADM.	L HODGSON	REVISION	DATE	BY			

KRISTOFOR NORBERG — STATE OF WASHINGTON — 57848 — REGISTERED PROFESSIONAL ENGINEER
11/12/25 DATE
P.E. STAMP BOX

AECOM
concord ENGINEERING

Washington State Department of Transportation
SKANSKA

I-405
BRICKYARD TO SR527
IMPROVEMENT PROJECT

TEMPORARY TRAFFIC SIGNAL PLAN
SOUTHBOUND I-405 TO SR 522 OFF-RAMP
STAGE 2 PHASE 3

PLAN REF NO SG233-4
SHEET OF SHEETS

CABINET INPUT WIRE TERMINATIONS

EVPs		TB9		INPUT FILE		
			TB9-1			
A	BL	5A3	TB9-2	J13-K	J13-L	DC-
D	BL	5D3	TB9-3			
A	Y	5A2	TB9-4	J12-D	J12-U	EVPA
			TB9-5	J12-J	J12-L	EVPC
A	O	5A1	TB9-6	J12-E	J12-U	DC+
			TB9-7	J13-D	J13-U	EVPB
D	Y	5D2	TB9-8	J13-J	J13-L	EVPD
D	O	5D1	TB9-9	J13-E	J13-U	DC+
		516	TB9-10	J14-D	J14-U	RR1
		517	TB9-11	J14-J	J14-L	RR2
		518	TB9-12	J14-E	J14-U	COM

INPUT FILE LAYOUT AND MARKING DETAIL

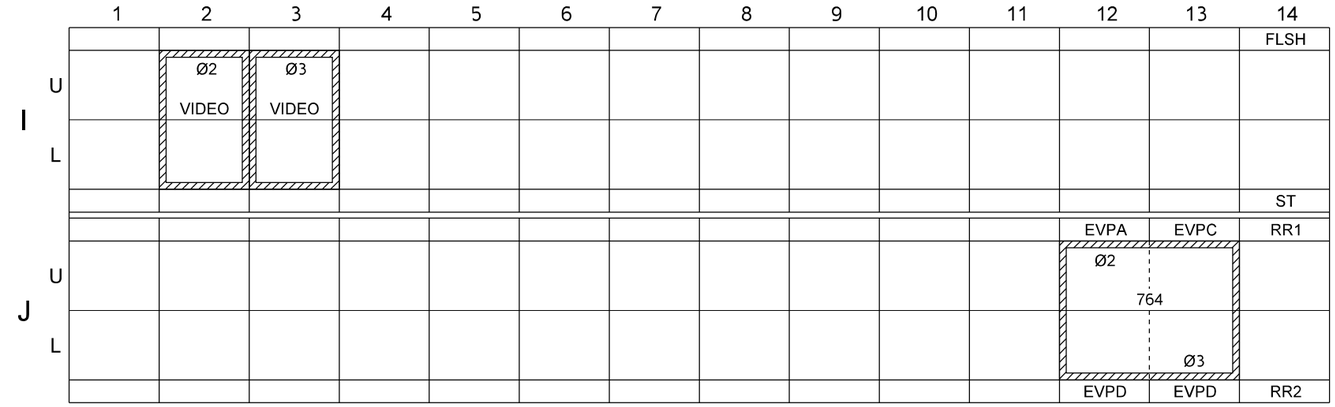

INPUT FILE SLOT LEGEND

NOTE:
SLOTS LABELED WITH "000" SHALL REMAIN UNLABELED.

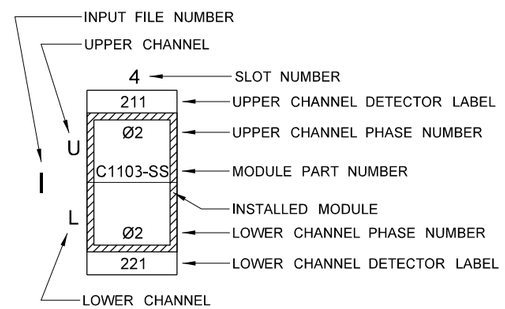

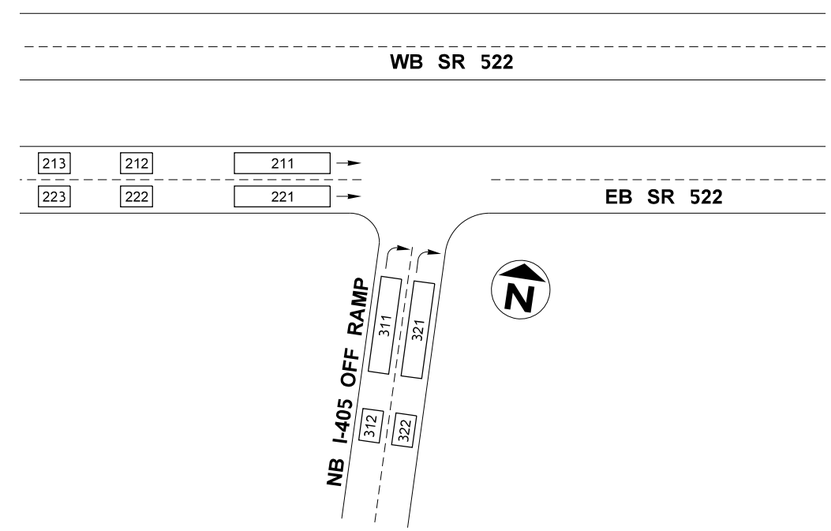

WIRING SCHEDULE:

WIRING SCHEDULE						
CONDUIT RUN #	CONDUIT SIZE (INCHES) (SCH 80 PVC)	VEHICLE HEADS 5C	PRE-EMPT 3CS(SH)	DETECTION CAMERA CABLE	GROUND CABLE #8	REMARKS
1	3				1	
	4				1	
	3				1	
	2	3	2	2	1	
2	3				1	
	3				1	
	2	3	2	2	1	
3	2	1	1		1	
4	AERIAL	1	1			
5	3				1	
	3				1	
	3	2	1		1	
6	AERIAL	2	1			
7	2				1	
	3				1	
	3	1			1	
8	2	1			1	
9	AERIAL	1		1		
10	2	1	1	2	1	

NOTES:

1. SEE TEMPORARY ILLUMINATION PLANS FOR STREET LIGHTING AND POWER SERVICE WIRING DETAILS.
2. ALL SPARE CONDUITS TO INCLUDE A #8 GROUND WIRE AND PULL TAPE.

RELEASED FOR CONSTRUCTION
11/13/2025

FILE NAME	c:\pwworking\uswa\dms47316\C9727_PS_SG233-5.dgn					
TIME	11:35:40 AM				REGION NO. 10	STATE WASH	FED.AID PROJ.NO.
DATE	11/11/2025					
PLOTTED BY	xiaoying.yin					
DESIGNED BY	A. HUANG				JOB NUMBER 22AB17	
ENTERED BY	A. HUANG					
CHECKED BY	K. NORBERG				CONTRACT NO. 9727	LOCATION NO. XL5446
PROJ. ENGR.	J SLAVICEK	REV A SEG 2 SR522 TEMP SIGNALS	11/12/25	KN		
REGIONAL ADM.	L HODGSON	REVISION	DATE	BY		

KRISTOFOR NORBERG, STATE OF WASHINGTON, 57848, REGISTERED PROFESSIONAL ENGINEER
11/12/25 DATE
P.E. STAMP BOX

AECOM
concord ENGINEERING

Washington State Department of Transportation
SKANSKA

I-405
BRICKYARD TO SR527
IMPROVEMENT PROJECT

TEMPORARY TRAFFIC SIGNAL PLAN
SOUTHBOUND I-405 TO SR 522 OFF-RAMP
STAGE 2 PHASE 3

PLAN REF NO SG233-5
SHEET
OF
SHEETS

LEGEND

EXISTING	NEW	
		CONDUIT
		AERIAL CABLE
		TEMPORARY CONCRETE BARRIER
PB		PULL BOX
		VIDEO DETECTION CAMERA
		VIDEO DETECTION ZONE
		SIGNAL HEAD
		TIMBER POLE
		TEMPORARY TIMBER LIGHT STANDARD
T		TRANSFORMER CABINET
U		UNINTERRUPTIBLE POWER SUPPY
		CONTROLLER CABINET
		TRAFFIC SIGN
		EMERGENCY VEHICLE PREEMPTION
		WORK ZONE
	#	CONSTRUCTION NOTE
	#	WIRE NOTE
	#	POLE NOTE
	######	LUMINAIRE NOTE
	?	SIGN NOTE

CONSTRUCTION NOTES:

21. INSTALL TRAFFIC SIGNAL HEAD ON SPAN WIRE WITH TYPE P MOUNT PER WSDOT STANDARD PLAN J-75.20-01. TERMINATE SIGNAL HEAD 5C CABLE IN EXISTING TERMINATION CABINET ON POLE.

22. ADJUST EXISTING VIDEO DETECTION CAMERA V2 TO ADD DETECTION FOR THIRD LANE OF EASTBOUND SR522.

23. FIELD ADJUST DETECTION ZONE.

GENERAL NOTES:

1. PROTECT IN PLACE ALL POLES, CONDUIT, JB, PB, CV, CABINETS, AND TRANSFORMERS UNLESS OTHERWISE NOTED ON PLANS.
2. PROVIDE GROUND WIRE IN NEW CONDUIT RUNS PER NEC TABLE 250. 102(C)(1).
3. INSTALL GUY ANCHORS FOR TEMPORARY TIMBER POLES BASED ON THE STRUCTURAL CALCULATIONS PROVIDED IN THE APPROVED WORKING DRAWINGS.
4. SEE MOT PLAN FOR STAGING DETAILS. CURRENT TEMPORARY SIGNAL DESIGN IN THIS PACKAGE IS BASED ON THE MOT DESIGN AS SHOWN. IF THERE ARE ANY CHANGES DURING THE RFC PROCESS, THE TEMPORARY SIGNAL MAY NEED TO BE REVIEWED.
5. GROUND SPAN WIRE SYSTEM PER WSDOT STANDARD PLAN J-15.15-02.
6. SEE TEMPORARY ILLUMINATION PLANS FOR ILLUMINATION DESIGN DETAILS.
7. SEE TEMPORARY ITS PLANS FOR INTERCONNECT DESIGN.

POLE SCHEDULE

⬡	LOCATION STATION	LOCATION OFFSET	POLE TYPE	POLE CLASS	POLE LENGTH
1	EXISTING		WOOD	*	*
2	EXISTING		WOOD	*	*
3	EXISTING		WOOD	*	*
4	EXISTING		WOOD	*	*
5	EXISTING		WOOD		

*SEE STRUCTURAL CALCULATIONS PROVIDED IN WORKING DRAWINGS FOR DETAILS.

RELEASED FOR CONSTRUCTION
11/13/2025

FILE NAME	c:\pwworking\uswa\dms22141\C9727_PS_SG313-1.dgn
TIME	11:52:05 AM
DATE	11/11/2025
PLOTTED BY	xiaoying.yin
DESIGNED BY	A. HUANG
ENTERED BY	A. HUANG
CHECKED BY	K. NORBERG
PROJ. ENGR.	J SLAVICEK
REGIONAL ADM.	L HODGSON

REVISION	DATE	BY
REV A SEG 2 SR522 TEMP SIGNALS	11/12/25	KN

REGION NO.	STATE	FED.AID PROJ.NO.
10	WASH	
JOB NUMBER 22AB17		
CONTRACT NO. 9727		LOCATION NO. XL5446

KRISTOFOR NORBERG, STATE OF WASHINGTON, 57848, REGISTERED PROFESSIONAL ENGINEER
11/12/25 DATE
P.E. STAMP BOX

AECOM
concord ENGINEERING

Washington State Department of Transportation
SKANSKA

I-405
BRICKYARD TO SR527
IMPROVEMENT PROJECT

TEMPORARY TRAFFIC SIGNAL PLAN
SOUTHBOUND I-405 TO SR 522 OFF-RAMP
STAGE 3 PHASE 1

PLAN REF NO SG313-1
SHEET OF SHEETS

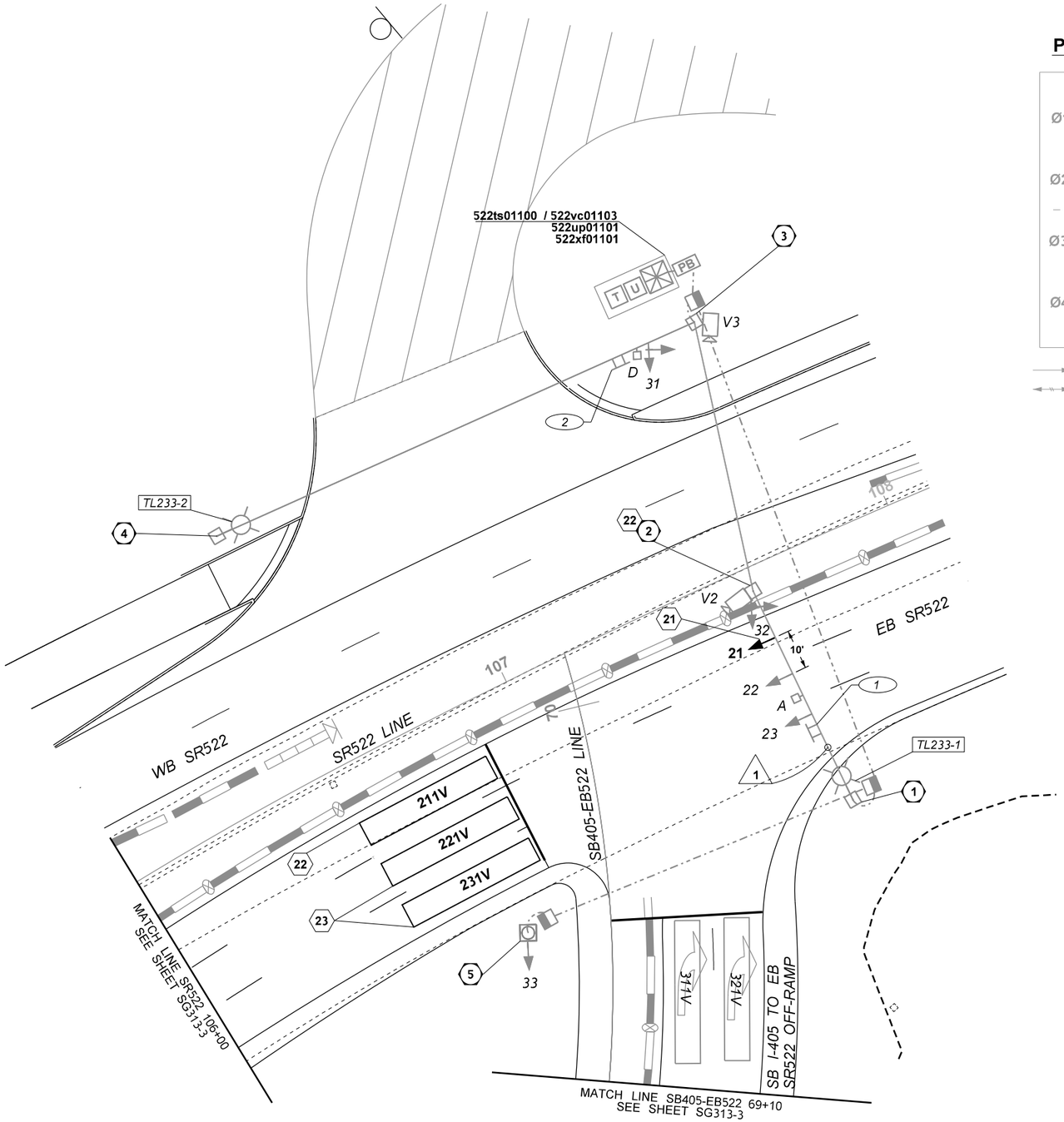

EXISTING PHASE DIAGRAM

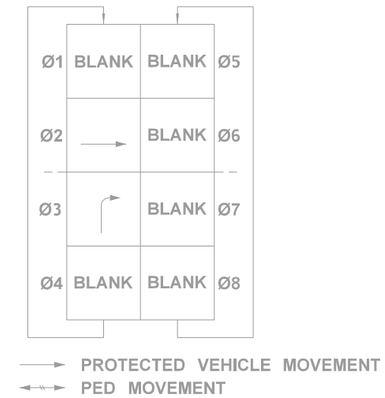

GENERAL NOTES:

1. SEE SG313-1 FOR CONSTRUCTION NOTES.
2. SEE TEMPORARY ILLUMINATION PLAN FOR POWER DESIGN.
3. SEE STAGE 2 PHASE 3 SR522 TEMPORARY SIGNAL PLANS.

EXISTING PREEMPTION DIAGRAM

CIRCUIT	PHASE
A	2
D	3

SIGNAL HEAD DISPLAY

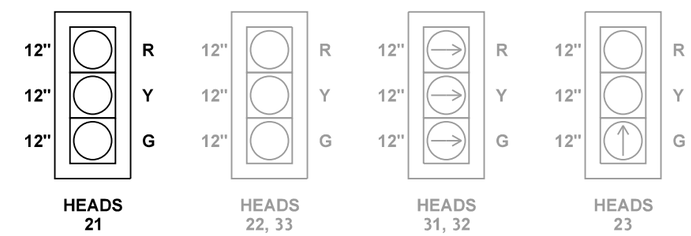

EXISTING SIGN LEGEND

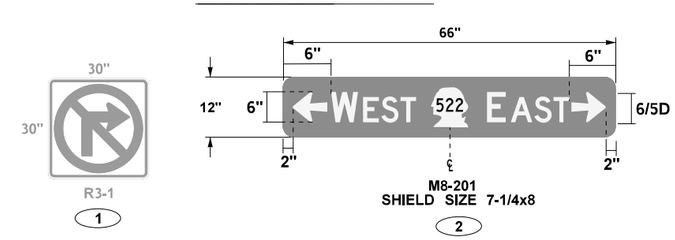

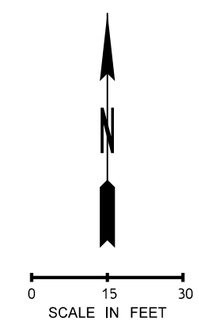

RELEASED FOR CONSTRUCTION
11/13/2025

FILE NAME	c:\pwworking\uswa\dms22141\C9727_PS_SG313-2.dgn					
TIME	11:53:55 AM				REGION NO. 10	STATE WASH
DATE	11/11/2025					FED.AID PROJ.NO.
PLOTTED BY	xiaoying.yin					
DESIGNED BY	A. HUANG				JOB NUMBER 22AB17	
ENTERED BY	A. HUANG					
CHECKED BY	K. NORBERG				CONTRACT NO. 9727	LOCATION NO. XL5446
PROJ. ENGR.	J SLAVICEK	REV 0 SEG 2 SR522 TEMP SIGNALS	11/12/25	KN		
REGIONAL ADM.	L HODGSON	REVISION	DATE	BY		

KRISTOFOR NORBERG — STATE OF WASHINGTON — 37848 — REGISTERED PROFESSIONAL ENGINEER
11/12/25
DATE
P.E. STAMP BOX

AECOM
concord ENGINEERING

Washington State Department of Transportation
SKANSKA

I-405
BRICKYARD TO SR527
IMPROVEMENT PROJECT

TEMPORARY TRAFFIC SIGNAL PLAN
SOUTHBOUND I-405 TO SR 522 OFF-RAMP
STAGE 3 PHASE 1

PLAN REF NO
SG313-2
SHEET
OF
SHEETS

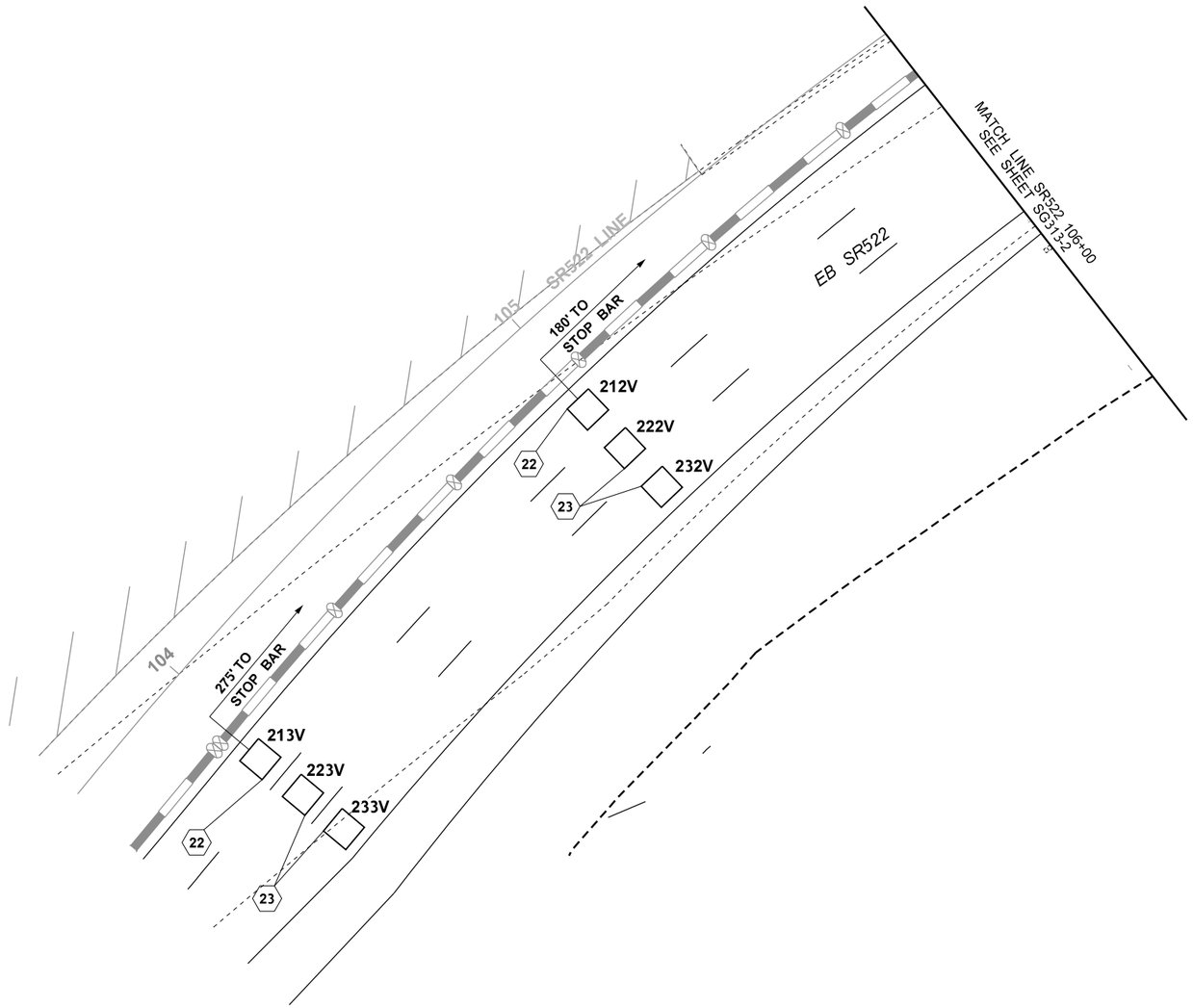

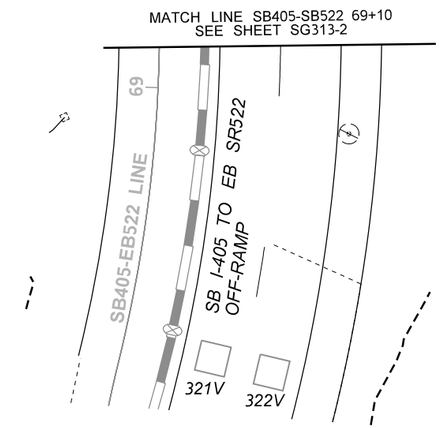

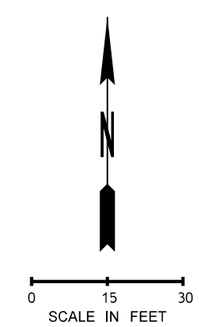

GENERAL NOTES:

1. SEE SG3-3 FOR CONSTRUCTION NOTES.

RELEASED FOR CONSTRUCTION
11/13/2025

FILE NAME	c:\pwworking\uswa\dms22141\C9727_PS_SG313-3.dgn						
TIME	11:55:27 AM				REGION NO. 10	STATE WASH	FED.AID PROJ.NO.
DATE	11/11/2025						
PLOTTED BY	xiaoying.yin				JOB NUMBER 22AB17		
DESIGNED BY	A. HUANG						
ENTERED BY	A. HUANG						
CHECKED BY	K. NORBERG				CONTRACT NO. 9727		LOCATION NO. XL5446
PROJ. ENGR.	J SLAVICEK	REV A SEG 2 SR522 TEMP SIGNALS	11/12/25	KN			
REGIONAL ADM.	L HODGSON	REVISION	DATE	BY			

KRISTOFOR NORBERG — STATE OF WASHINGTON — 57845 — REGISTERED PROFESSIONAL ENGINEER
11/12/25
DATE
P.E. STAMP BOX

AECOM
concord ENGINEERING

Washington State Department of Transportation
SKANSKA

I-405
BRICKYARD TO SR527
IMPROVEMENT PROJECT

TEMPORARY TRAFFIC SIGNAL PLAN
SOUTHBOUND I-405 TO SR 522 OFF-RAMP
STAGE 3 PHASE 1

PLAN REF NO
SG313-3

SHEET
OF
SHEETS

FIELD WIRE TERMINATIONS:

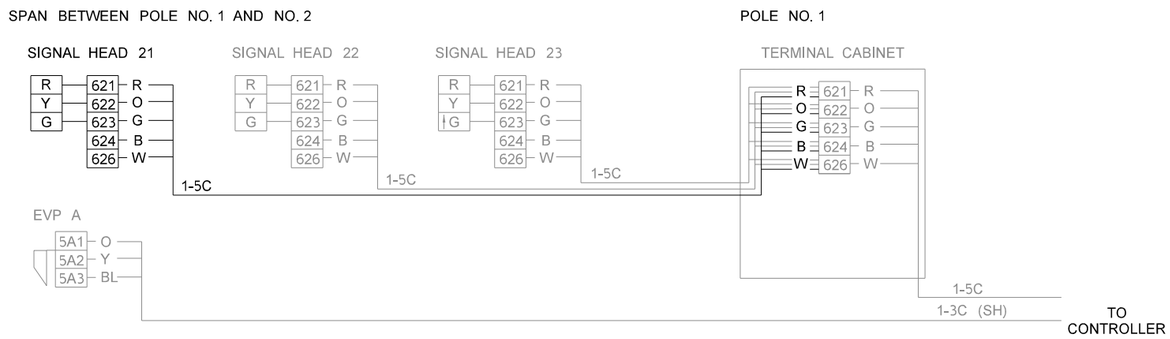

CABINET WIRE TERMINATIONS:

DISPLAY OUTPUT TERMINALS

641	101	Ø4R
642	102	Ø4Y
643	103	Ø4G
741	104	Ø4DW
5B4	105	EVIB
742	106	Ø4W
681	107	Ø8R
682	108	Ø8Y
683	109	Ø8G
781	110	Ø8DW
5D4	111	EVID
782	112	Ø8W

31 R
32 O
33 G

721	113	Ø2DW
5A4	114	EVIA
722	115	Ø2W
631	116	Ø3R
632	117	Ø3Y
633	118	Ø3G
761	119	Ø6DW
5C4	120	EVIC
762	121	Ø6W
671	122	Ø7R
672	123	Ø7Y
673	124	Ø7G

21 R
22 O
23 G

611	125	Ø1R
612	126	Ø1Y
613	127	Ø1G
621	128	Ø2R
622	129	Ø2Y
623	130	Ø2G
651	131	Ø5R
652	132	Ø5Y
653	133	Ø5G
661	134	Ø6R
662	135	Ø6Y
663	136	Ø6G

6D1	Ø101	ØDR
6D2	Ø102	ØDY
6D3	Ø103	ØDG
-	Ø104	-
-	Ø105	-
-	Ø106	-

-	Ø111	-
-	Ø112	-
-	Ø113	-
6C1	Ø114	ØCR
6C2	Ø115	ØCY
6C3	Ø116	ØCG

6A1	Ø121	ØAR
6A2	Ø122	ØAY
6A3	Ø123	ØAG
6B1	Ø124	ØBR
6B2	Ø125	ØBY
6B3	Ø126	ØBG

SERVICE PANEL

TBS

B	501	1	AC+
W/BK			
GRD	6D2	2	ADY
W	502	3	ADG
	-	4	-
	-	5	-

NOTES:

TERMINATE ALL WIRING IDENTIFIED AS AC - (6*6 AND 7*3) AT THE AC-BUSS.

SEAL AND COIL ALL SPARE CONDUCTORS, AND STORE NEATLY IN THE ASSOCIATED PULL BOX.

RELEASED FOR CONSTRUCTION
11/13/2025

FILE NAME	c:\pwworking\uswa\dms22141\C9727_PS_SG313-4.dgn					
TIME	11:58:30 AM				REGION NO. 10	STATE WASH	FED.AID PROJ.NO.
DATE	11/11/2025					
PLOTTED BY	xiaoying.yin					
DESIGNED BY	A. HUANG				JOB NUMBER 22AB17	
ENTERED BY	A. HUANG					
CHECKED BY	K. NORBERG				CONTRACT NO. 9727	LOCATION NO. XL5446
PROJ. ENGR.	J SLAVICEK	REV 0 SEG 2 SR522 TEMP SIGNALS	11/12/25	KN		
REGIONAL ADM.	L HODGSON	REVISION	DATE	BY		

KRISTOFOR NORBERG STATE OF WASHINGTON 57848 REGISTERED PROFESSIONAL ENGINEER
11/12/25 DATE
P.E. STAMP BOX

AECOM
concord ENGINEERING

Washington State Department of Transportation
SKANSKA

I-405
BRICKYARD TO SR527
IMPROVEMENT PROJECT

TEMPORARY TRAFFIC SIGNAL PLAN
SOUTHBOUND I-405 TO SR 522 OFF-RAMP
STAGE 3 PHASE 1

PLAN REF NO SG313-4
SHEET
OF
SHEETS

CABINET INPUT WIRE TERMINATIONS

EVPs		TB9		INPUT FILE		
			TB9-1			
A	BL	5A3	TB9-2	J13-K	J13-L	DC-
D	BL	5D3	TB9-3			
A	Y	5A2	TB9-4	J12-D	J12-U	EVPA
		5C2	TB9-5	J12-J	J12-L	EVPC
A	O	5A1/5C1	TB9-6	J12-E	J12-U	DC+
			TB9-7	J13-D	J13-U	EVPB
D	Y	5D2	TB9-8	J13-J	J13-L	EVPD
D	O	5D1	TB9-9	J13-E	J13-U	DC+
		516	TB9-10	J14-D	J14-U	RR1
		517	TB9-11	J14-J	J14-L	RR2
		518	TB9-12	J14-E	J14-U	COM

INPUT FILE LAYOUT AND MARKING DETAIL

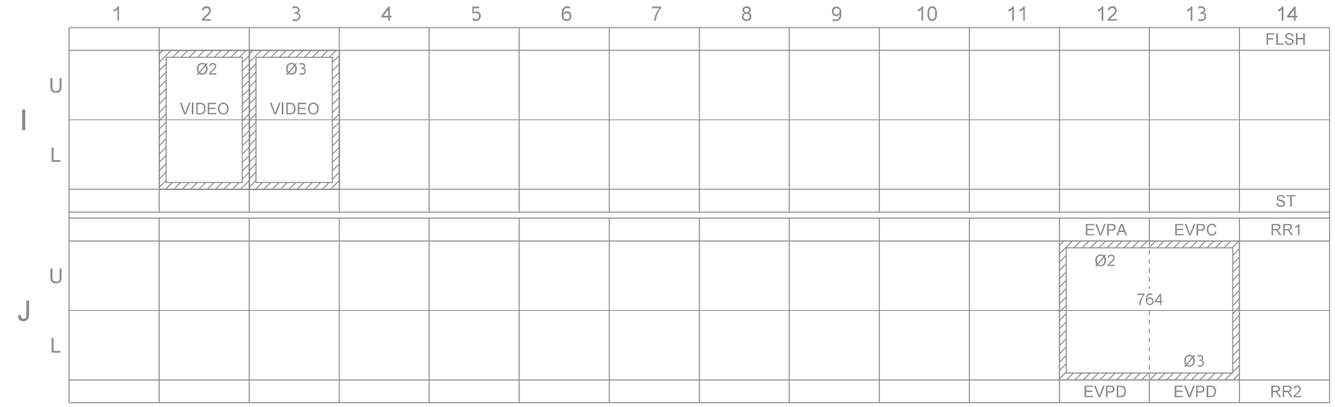

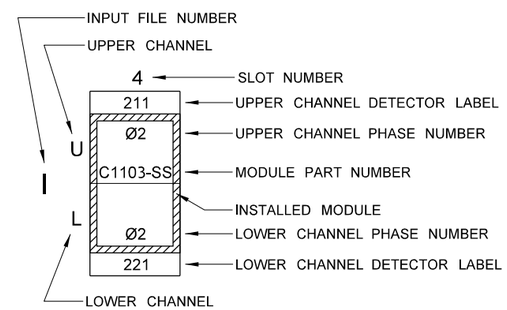

INPUT FILE SLOT LEGEND

NOTE:
SLOTS LABELED WITH "000" SHALL REMAIN UNLABELED.

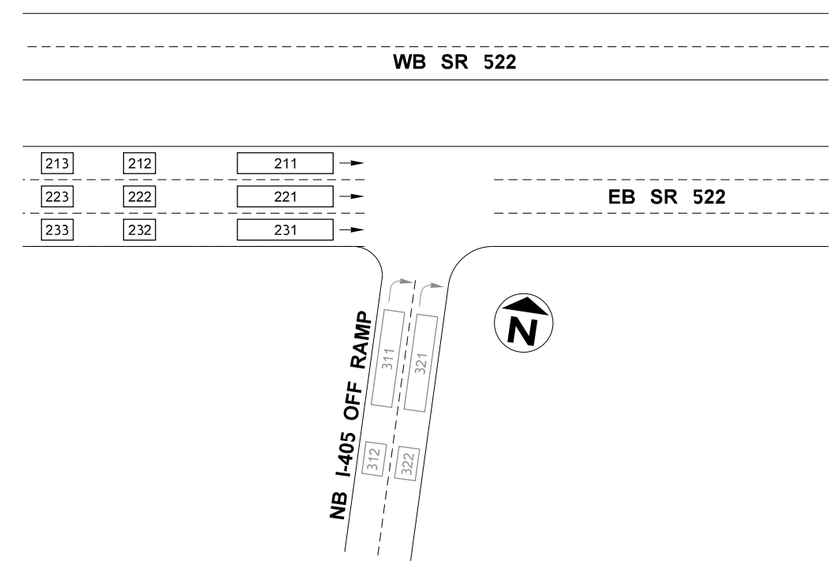

WIRING SCHEDULE:

WIRING SCHEDULE							
CONDUIT RUN #	CONDUIT SIZE (INCHES) (SCH 80 PVC)	VEHICLE HEADS 5C	PRE-EMPT 3CS(SH)	VEHICLE HEADS 10C	DETECTION CAMERA CABLE	GROUND CABLE #8	REMARKS
1	AERIAL	EX 2, NEW 1	EX 1				

NOTES:

1. SEE TEMPORARY ILLUMINATION PLANS FOR STREET LIGHTING AND POWER SERVICE WIRING DETAILS.
2. ALL SPARE CONDUITS TO INCLUDE A #8 GROUND WIRE AND PULL TAPE.

RELEASED FOR CONSTRUCTION
11/13/2025

FILE NAME	c:\pwworking\uswa\dms22141\C9727_PS_SG313-5.dgn						
TIME	12:00:23 PM				REGION NO. 10	STATE WASH	FED.AID PROJ.NO.
DATE	11/11/2025						
PLOTTED BY	xiaoying.yin						
DESIGNED BY	A. HUANG				JOB NUMBER 22AB17		
ENTERED BY	A. HUANG						
CHECKED BY	K. NORBERG				CONTRACT NO. 9727		LOCATION NO. XL5446
PROJ. ENGR.	J SLAVICEK	REV A SEG 2 SR522 TEMP SIGNALS	11/12/25	KN			
REGIONAL ADM.	L HODGSON	REVISION	DATE	BY			

KRISTOFOR NORBERG, STATE OF WASHINGTON, 57848, REGISTERED PROFESSIONAL ENGINEER
11/12/25
DATE
P.E. STAMP BOX

AECOM
concord ENGINEERING

Washington State Department of Transportation
SKANSKA

I-405
BRICKYARD TO SR527
IMPROVEMENT PROJECT

TEMPORARY TRAFFIC SIGNAL PLAN
SOUTHBOUND I-405 TO SR 522 OFF-RAMP
STAGE 3 PHASE 1

PLAN REF NO
SG313-5
SHEET
OF
SHEETS

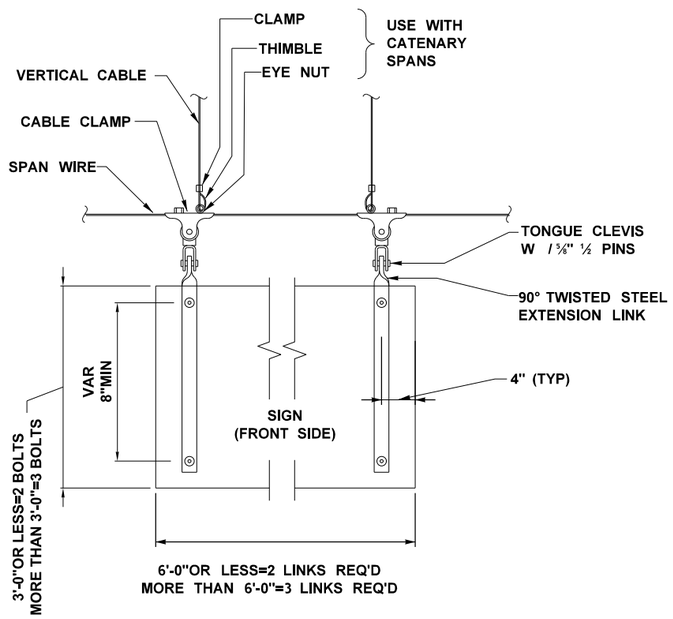

DETAIL A: SPAN WIRE MOUNTED SIGN

NOT TO SCALE

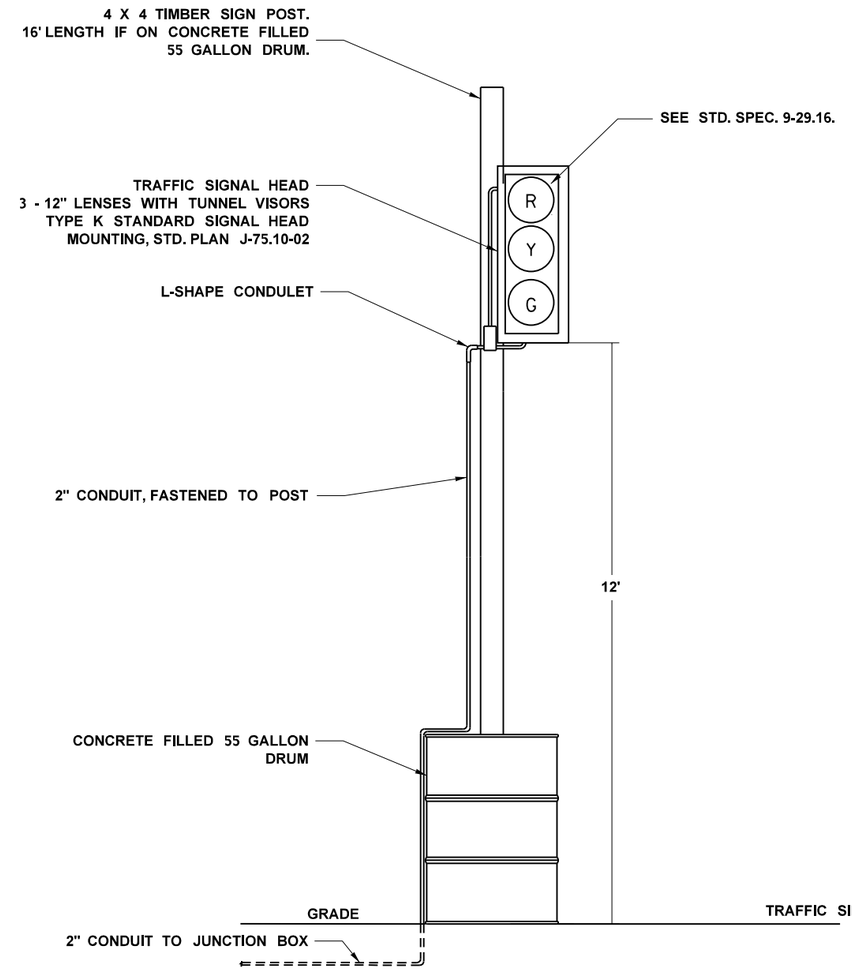

DETAIL B: TEMPORARY VEHICLE SIGNAL HEAD ASSEMBLY DETAIL

NOT TO SCALE

NOTES:

1. SEE STANDARD PLAN J-22.16-03 FOR WIRING AND SPLICE DETAILS FOR SIGNAL HEADS.
2. ENSURE DRUM IS PLACED ON A LEVEL SURFACE.

RELEASED FOR CONSTRUCTION
11/13/2025

FILE NAME	c:\pwworking\uswa\dms47316\C9727_PS_SGD01.dgn						
TIME	10:29:43 AM				REGION NO. 10	STATE WASH	FED.AID PROJ.NO.
DATE	11/11/2025						
PLOTTED BY	xiaoying.yin						
DESIGNED BY	A. HUANG				JOB NUMBER 22AB17		
ENTERED BY	A. HUANG						
CHECKED BY	K. NORBERG				CONTRACT NO. 9727		LOCATION NO. XL5446
PROJ. ENGR.	J SLAVICEK	REV 0 SEG 2 SR522 TEMP SIGNALS	11/12/25	KN			
REGIONAL ADM.	L HODGSON	REVISION	DATE	BY			

KRISTOFOR NORBERG — STATE OF WASHINGTON — 57948 — REGISTERED PROFESSIONAL ENGINEER
11/12/25 DATE
P.E. STAMP BOX

AECOM
concord ENGINEERING

Washington State Department of Transportation
SKANSKA

I-405
BRICKYARD TO SR527
IMPROVEMENT PROJECT

TEMPORARY TRAFFIC SIGNAL DETAILS

PLAN REF NO
SGD01
SHEET
OF
SHEETS